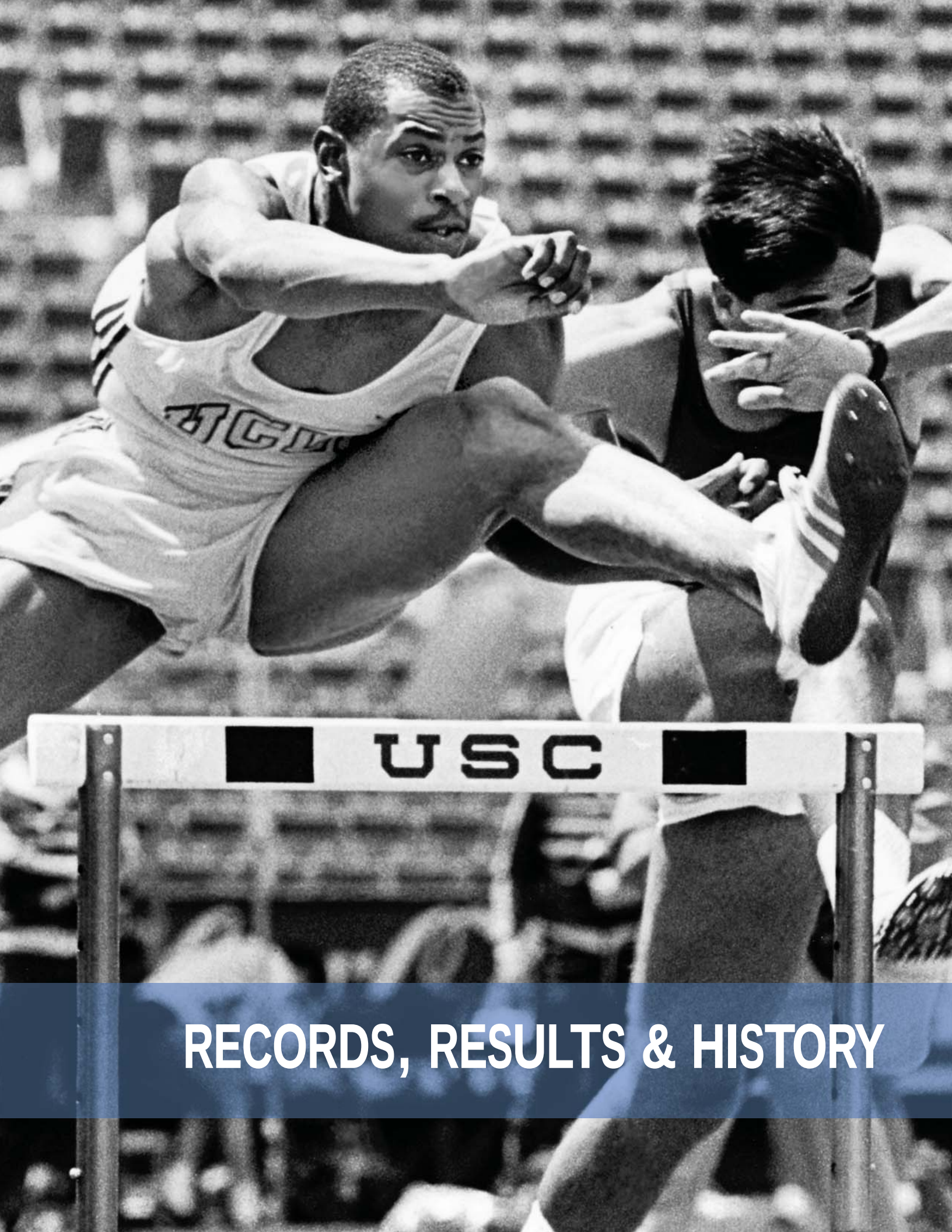

RECORDS, RESULTS & HISTORY

UCLA-Oregon Dual Meet Scores

*	1966	UCLA, 91-54
**	1967	UCLA, 85-59
*	1970	UCLA, 81-73
**	1971	UCLA, 86-59
*	1973^	UCLA, 92-62
**	1974	UCLA, 93-61
*	1975	UCLA, 89-65
**	1976	UCLA, 82-72
*	1977	UCLA, 82.5-71.5
*	1978	Oregon, 83-71
*	1979	Oregon, 85.5-68.5
*	1983	Oregon, 85-78
*	1984	Oregon, 86-77
*	1985	UCLA, 100-63
*	1994+	UCLA, 85-78
*	2008	Oregon, 94-69
*	2009	Oregon, 84-79
*	2010	Oregon, 92-71

Dual Meet Standings: Overall: UCLA leads 11-7
At Eugene: Tied 7-7
At Los Angeles: UCLA leads 4-0
Streak: Oregon won 3
* - at Eugene
** - at UCLA
^ - Four team meet with Oregon, UCLA, Nebraska and Washington State was scored as dual meets
+ - Pepsi Team Invitational (Oregon, UCLA, Washington) was also scored as dual meets

Oregon-UCLA Dual Meet Records

Event	Record	Holder, School, Year
100m	10.47	Eric Brown, UCLA, 1979
200m	20.75	Greg Foster, UCLA, 1979
400m	46.7h	Dacre Bowen, Oregon, 1976
800m	1:47.21	Joaquim Cruz, Oregon, 1984
1500m	3:42.77	Rudy Chapa, Oregon, 1978
Steeplechase	8:30.97	Don Clary, Oregon, 1979
5000m	13:47.80	Alberto Salazar, Oregon, 1977
110m Hurdles	13.70	Steve Kerho, UCLA, 1985
400m Hurdles	50.56	Don Ward, Oregon, 1984
4x100m Relay	39.7	UCLA, 1971 (Echols, Roginson, Edmonson, Collett)
4x400m Relay	3:10.94	Oregon, 2010 (Butcher, Thompson, Klech, Barlow)
Mile Relay	3:08.6	UCLA, 1973 (Guerrero, Cooper, Gaddis, Brown)
High Jump	7-2.25 (2.19m)	Rick Fletcher, UCLA, 1973
Pole Vault	18-4.75 (5.60m)	Kory Tarpenning, Oregon, 1985
Long Jump	25-11.75 (7.91m)	Jerry Herndon, UCLA, 1974
Triple Jump	53-1.75 (16.19m)	Willie Banks, UCLA, 1976
Shot Put	67-7 (20.59m)	John Brenner, UCLA 1984
Discus	201-8 (61.46m)	Dave Voorhees, Oregon, 1976
Hammer	243-1 (74.09m)	Ken Flax, Oregon, 1985
Javelin (new)	257-2 (78.38m)	Cyrus Hostetler, Oregon, 2009
Javelin (old)	274-0 (83.51m)	Brian Crouser, Oregon, 1985

UCLA-USC Dual Meet Scores

*	1934	USC, 87-44
*	1935	USC, 104 $^{1}/_{6}$-25 $^{5}/_{6}$
*	1936	USC, 74$^{1}/_{2}$-56$^{1}/_{2}$
*	1937	USC, 91-40
*	1938	USC, 98-35
*	1939	USC, 115-16
*	1940	USC, 98-38
*	1941	USC, 103$^{1}/_{3}$-27$^{2}/_{3}$
*	1942	USC, 108-23
*	1943	USC, 71-60
*	1944	USC, 89-42
*	1945	USC, 82-49 at Berkeley
*	1945	USC, 82-49
**	1946	USC, 95-36
**	1947	USC, 81$^{1}/_{2}$-49$^{1}/_{2}$
*	1948	USC, 81$^{1}/_{6}$-49 $^{5}/_{6}$
**	1949	USC, 90$^{1}/_{2}$-40$^{1}/_{2}$
*	1950	USC, 120-11
**	1951	USC, 92$^{1}/_{2}$-36$^{1}/_{2}$
**	1952	USC, 95-26
**	1953	USC, 75-56
*	1954	USC, 95$^{1}/_{2}$-35$^{1}/_{2}$
**	1955	USC, 79-52
*	1956	USC, 74-54
*	1957	USC, 68-63
	1958	USC, 78-53, at ELAC
**	1959	USC, 86$^{1}/_{2}$-44$^{1}/_{2}$
	1960	USC, 80-51, at ELAC
**	1961	USC, 81$^{1}/_{3}$-49$^{2}/_{3}$
*	1962	USC, 86-45
**	1963	USC, 99-46
*	1964	USC, 89-56
*	1965	USC, 83-62
*	1966	UCLA, 86-59
*	1967	UCLA, 83-62
*	1968	USC, 108-36
**	1969	USC, 94-60
*	1970	UCLA, 100-54
**	1971	USC, 75-70
*	1972	UCLA, 76-69
**	1973	UCLA, 89-55
*	1974	UCLA, 82-63
**	1975	UCLA, 75-70
**	1976	USC, 83-62
**	1977	USC, 91-63
†**	1978	UCLA, 83-71
**	1979	UCLA, 93$^{1}/_{2}$-60$^{1}/_{2}$
**	1980	UCLA, 83-71
**	1981	UCLA, 107-47
	1982	nonscoring
**	1983	UCLA, 88-55
**	1984	UCLA, 93-68
**	1985	UCLA, 89-73
*	1986	UCLA, 104-59
**	1987	UCLA, 104-59
*	1988	UCLA 97, USC 66
**	1989	UCLA 93, USC 68
*	1990	UCLA 94, USC 68
**	1991	UCLA 114, USC 38
**	1992	UCLA 123, USC 39
**	1993	UCLA 103$^{1}/_{2}$, USC 57$^{1}/_{2}$
**	1994	UCLA 97, USC 61
***	1995	UCLA 90, USC 71
**	1996	UCLA 109, USC 52
***	1997	UCLA 88, USC 75
**	1998	UCLA 84, USC 74
***	1999	UCLA 82, USC 81
**	2000	UCLA 88, USC 75
***	2001	USC 82, UCLA 81
**	2002	UCLA 121, USC 81
***	2003	UCLA 82, USC 81
**	2004	UCLA 111, USC 52
***	2005	UCLA 83, USC 80
**	2006	UCLA 83, USC 80
***	2007	USC 84, UCLA 79
**	2008	UCLA 89, USC 74
***	2009	USC 92, UCLA 71
**	2010	USC 96, UCLA 67

Dual Meet Standings: USC 42 wins, UCLA 34 wins (UCLA's win streak of 22 straight dual victories was snapped in 2001 at USC)
Closest Meets: UCLA 82, USC 81 in 2003, 2001 & 1999; UCLA 83, USC 80 in 2005 and 2006; USC 68, UCLA 63 in 1957; USC 75, UCLA 70 in 1971 and UCLA 75, USC 70 in 1975; USC's Most
Decisive Victory: 120-11 in 1950; UCLA's Most Decisive Victory: 123-39 in 1992; †meet rescored—originally USC, 84-70;
Location: *At Los Angeles Coliseum; **At UCLA; ***At USC

UCLA-USC Dual Meet Records

Event	Record	Holder, School, Year
100m	10.04	Ato Boldon, UCLA, 1996
200m	20.03	Clancy Edwards, USC, 1978
400m	44.43	Quincy Watts, USC, 1992
800m	1:46.47	Rayfield Beaton, USC, 1978
1500m	3:40.39	Jon Rankin, UCLA, 2005
Steeplechase	8:50.31	Jim Ortiz, UCLA, 1989
5000m	14:21.27	Creighton Harris, UCLA, 1992
110mHH	13.30	Greg Foster, UCLA, 1980
400mIH	49.48	Felix Sanchez, USC, 2000
High Jump	7-6	Jesse Williams, USC, 2005
Pole Vault	18-1	Scott Slover, UCLA, 1998
Long Jump	27-0$^{1}/_{2}$	James McAlister, UCLA, 1973
Triple Jump	56-4	Allen Simms, USC, 2003
Shot Put	71-3$^{1}/_{2}$	John Brenner, UCLA, 1984
Discus	204-11	John Godina, UCLA, 1995
Javelin (old)	251-10	John Fitzsimmons, USC, 1967
Javelin (new)	262-6	Corey White, USC 2009
Hammer	255-3	Balazs Kiss, USC, 1995
4x100m Relay	38.85	Kevin Williams, Billy Mullins, Clancy Edwards, James Sanford, USC, 1978; Guy Abrahams, Mike Simmons, Ken Randle, James Gilkes, USC, 1975
4x400m Relay	3:03.47	Eric McNeal, 47.5; Tony Banks, 46.0; Andre Phillips, 45.5; Donn Thompson, 45.6, UCLA, 1980

UCLA's ALL-TIME CONFERENCE FINISHES

Year	Finish	Pts
1927	10th	1
1936	8th, tie	3 3/4
1937	6th	16 1/2
1938	5th, tie	23
1939	6th	13
1940	4th	26
1941	6th	12 1/2
1942	8th	7 1/2
1948	2nd	41 1/2
1949	3rd	32
1950	8th	7 1/5
1951	2nd	40 1/2
1952	4th	20
1953	5th	24 1/2
1954	5th	15
1955	2nd	44 1/2
1956	1st	69 1/2
1957	3rd	38
1958	3rd	40
1959	2nd	37 1/3
1960	2nd	51
1961	2nd	55
1962	2nd	73
1963	5th	25 1/2
1964	6th	16
1965	6th	27
1966	1st	80
1967	3rd	87
1968	5th	74
1969	1st	98
1970	1st	111
1971	1st	126
1972	2nd	124
1973	1st	156
1974	2nd	130 1/2
1975	2nd	115
1976	3rd	95
1977	3rd	99
1978	3rd	114
1979	2nd	123 1/7
1980	1st	163
1981	3rd	108 1/2
1982	1st	146
1983	2nd	87
1984	4th	73 1/7
1985	2nd	77
1986	2nd	115
1987	1st	176
1988	1st	147
1989	1st	153
1990	3rd	98
1991	6th	69
1992	1st	123
1993	1st	170
1994	lst	135
1995	1st	163 1/2
1996	1st	151
1997	2nd	138
1998	1st	135 1/2
1999	2nd	136
2000	4th, tie	83
2001	3rd	115 1/2
2002	6th	91 1/2
2003	3rd	125
2004	1st	143
2005	2nd	134 1/2
2006	5th	97.5
2007	4th	92
2008	3rd	108
2009	5th	90
2010	4th, tie	85

Since 1960, the Bruins have been:

First - 17 times
(1966, 69, 70, 71, 73, 80, 82, 87, 88, 89, 92, 93, 94, 95, 96, 98, 04)

Second - 13 times
(1960, 61, 62, 72, 74, 75, 79, 83, 85, 86, 97, 99, 05)

Third - 10 times
(1967, 76, 77, 78, 81, 85, 90, 01, 03, 08)

2010 Pac-10 Championships Team Standings

1. Oregon	168.50
2. USC	156
3. Stanford	92
4. Arizona State	85
UCLA	**85**
6. Washington	68
7. Washington State	67
8. California	59
9. Arizona	26
10. Oregon State	6.50

Pac-10 Meet Records

Event	*Record*	*Holder, School, Year*
100m	**10.03**	**Ato Boldon, UCLA, 1996**
200m	**20.00**	**Ato Boldon, UCLA, 1996**
400m	**44.34**	**Danny Everett, UCLA, 1988**
800m	1:45.12	Joaquim Cruz, Oregon, 1984
1500m	3:38.71	Rudy Chapa, Oregon, 1979
3000mSC	8:26.10	Julius Korir, WSU, 1984
5000m	13:20.23	Henry Rono, WSU, 1978
10,000m	27:46.55	Henry Rono, WSU, 1978
110mHH	**13.43**	**Greg Foster, UCLA 1980**
400mIH	**48.71**	**Kevin Young, UCLA, 1988**
HJ	7-5 3/4	Jesse Williams, USC, 2005
PV	18-9 1/4	Toby Stevenson, Stanford, 2000
LJ	26-10	Dwight Phillips, ASU, 1999
TJ	55-5 3/4	Joseph Taiwo, WSU, 1982
SP	**71-4 3/4**	**John Godina, UCLA, 1995**
DT	**211-9**	**John Godina, UCLA, 1995**
JT	**252-1**	**Greg Johnson, UCLA, 1995**
	283-8 (old)	Brian Crouser, Oregon, 1985
HT	268-10	Balazs Kiss, USC, 1995
Decathlon	8322	Mike Ramos, Washington, 1986
4x100m Relay	**38.59**	**Mike Marsh, Danny Everett, Steve Lewis, Henry Thomas, UCLA, 1988**
4x400m Relay	3:01.26	ASU, 2004

Pacific-10 Champions By Event (181 Total)

100m - 12
200m/220y - 9
400m/440y - 14
800m/880y - 4
1500/Mile - 5
110mH - 14
400mH - 14
Steeplechase - 0
5000m - 2
10,000m - 1
400m/440y Relay - 10
Mile/1600 Relay - 14
High Jump - 6
Pole Vault - 13
Long Jump - 5
Triple Jump - 15
Shot Put - 14
Discus - 15
Hammer - 5
Javelin - 7
Decathlon - 2

1937 - Bill Retz, JT (210-8)

1938 - Woody Strode, SP (51-6.50)

1939 - George Blaikie, HJ (6-2, tie)

1940 - Jackie Robinson, LJ (25-0)

1942 - Ray Maggard, PV (13-6, tie)

1948 - Craig Dixon, 120yHH (14.1); Craig Dixon, 220yLH (23.2); Taylor Lewis, DT (156-8.25)

1949 - Craig Dixon, 120yHH (14.3); Craig Dixon, 220yLH (23.3); George Stanich, HJ (6-3.75, tie); Taylor Lewis, DT (164-2.25)

1951 - Bob Work, 100y (9.8); Bob Work/George Brown, 220y (21.6); Hugh Mitchell, 880y (1:15.6); George Brown, LJ (24-3.50)

1952 - Rod Richard, 220y (21.7); George Brown, LJ (24-9.50)

1953 - Rod Richard, 100y (9.8); Rod Richard, 220y (21.4)

1955 - Mile Relay (3:15.4)

1956 - Bob Seaman, 880y (1:52.2); Rafer Johnson, 220yLH (23.4); Hall Miller, HJ (6-5); Dick Knaub, LJ (24-10.25)

1957 - Mile Relay (3:14.4); Don Vick, SP (56-10.50)

1958 - Dick Knaub, LJ (24-9); George Roubanis, PV (14-7); Rafer Johnson, JT (243-10.50)

1959 - Jim Johnson, LJ (24-9.75, tie); George Roubanis, PV (14-8.75, tie);Duane Milleman, DT (160-8)

1960 - Bob Holland, Mile (4:08.8); Jim Johnson, HH (14.3)

1961 - Mil Dahl, Mile (4:14.5); Andy Dunkell, 880y (1:50.8)

1962 - Mil Dahl, Mile (4:08.1); Arnold Tripp, 100y (9.6); Arnold Tripp, 220y (21.0); Kermit Alexander, TJ (47-11.25)

1965 - Bob Day, Mile (4:03.0); Roger Johnson, 440yH (50.9); Hermann Spegel, JT (233-10.50)

1966 - Tom Jones, 100y (9.5); Tom Jones, 220y (21.0); Bob Frey, 440y (46.4); Roger Johnson, 440ylH (51.0); 440y Relay (40.3); Mile Relay (3:09.3); Marc Savage, PV (16-1); Dick Selby, JT (240-4); Doug Elmstead, TJ (49-4.50)

1967 - Ron Copeland, HH (13.5); Gerald Lee, TJ (50-4.25); Dick Railsback, PV (17-1); Dick Selby, JT (241-9.50)

1968 - Don Domansky, 440y (46.7); Steve Marcus, SP (63-0.25); Mile Relay (3:08.2)

1969 - Dick Railsback, PV (17-6.75); Len Van Hovwegen, 440y (46.4) Denny Rogers, TJ (50-10); Mile Relay (3:09.5)

1970 - John Smith, 440y (45.9); Wayne Collett, 440ylH (50.6); Jonathan Vaughn, PV (16-6); Mile Relay (3:07.1)

1971 - Wayne Collett, 440y (45.3); 440y Relay (39.9); Mile Relay (3:08.3); James Butts, TJ (54-2.50, wind-aided)

1972 - Warren Edmonson, 100y (9.4); Charles Rich, HH (13.7); Mile Relay (3:06.7); Dwight Stones, HJ (7-1)

1973 - Benny Brown, 440y (46.2); Francois Tracanelli, PV (17-0); Milan Tiff, TJ (54-3.50); Mile Relay (3:08.2)

1974 - Maxie Parks, 440y (46.4); Dave Schiller, SP (61-10.50); Roger Freberg, DT (187-9); Clarence Taylor, TJ (53-4.75); Mile Relay (3:07.7)

1975 - Clim Jackson, HH (13.6); Rory Kotinek, HJ (7-3); Ron Mooers, PV (17-3.25)

1976 - Jason Meisler, HJ (7-1); Steve Alexander, Decathlon (7,386 pts.)

1977 - James Owens, HH (13.60); Mike Tully, PV (17-7); Willie Banks, TJ (55-3.25); Mile Relay (3:07.8)

1978 - Donn Thompson, 400m (45.96); Conrad Suhr, 800m (1:48.8), Greg Foster, HH (13.63); Mike Tully, PV (18-8.75); Willie Banks, TJ (54-11); Dwayne Joseph, HJ (7-1)

1979 - Greg Foster, 200m (20.35); Greg Foster, HH (13.47); Chip Benson, TJ (53-7.25); Dave Laut, SP (68-6)

1980 - Greg Foster, HH (13.43); Andre Phillips, IH (50.96); Lee Balkin, HJ (7-2); Chip Benson, TJ (52-6.25); Mile Relay (3:08.3)

1981 - Eric Brown, 100m (10.37); Andre Phillips, IH (49.81); Mark Anderson, Decathlon (7,809 pts.)

1982 - Eric Brown, 100m (10.25); Eric Brown, 200m (20.41w); Del Davis, HJ (7-3); Anthony Curran, PV (18-2.50); Steve Ortiz, 10,000m (28:22.93)

1983 - Marcus Allen, HH (13.74)

1984 - Steve Kerho, HH (13.93); John Brenner, SP (69-2); John Brenner, DT (188-7)

1985 - Steve Kerho, HH (13.98); Steve Kerho, IH (50.78)

1986 - Mike Powell, LJ (26-5); Mike Marsh, 100m (10.29); Kevin Young, 400mlH (49.02)

1987 - Jim Banich, SP (63-5.50); Jim Banich, DT (194-3); Danny Everett, 400m (45.52); Kevin Young, 400mlH (50.06); Henry Thomas, 200m (20.24); 400m Relay (39.46); Mile Relay (3:07.49)

1988 - Mike Marsh, 100m (10.23); Danny Everett, 400m (44.34); Kevin Young, 400mlH (48.71); 400m Relay (38.59); 4x400m Relay (3:05.60)

1989 - Kevin Williams, 100m (10.65); Steve Lewis, 400m (45.87); 4x400m Relay (3:08.12); Brian Blutreich, DT (194-9); David Wilson, HT (224-8)

1990 - Steve Lewis, 400m (46.10); Brian Blutreich, DT (188-10)

1991 - Eric Bergreen, SP (61-7.50); David Bunevacz, JT (234-1)

1992 - Tony Miller, 100m (10.18); Tony Miller, 200m (20.51); McArthur Anderson, LJ (24-11); Charles Rogers, TJ (53.9w)

1993 - Derrick Baker, 400m (46.08); Ross Flowers, 110mH (13.84); 400m Relay (39.62); 4x400m Relay (3:09.18); Charles Rogers, TJ (51-10); Derrick Baker, LJ (25-0.50); John Godina, SP (65-4.25); John Godina, DT (198-0); Erik Smith, JT (247-0

1994 - Marcus Reed, 100m (10.47); Marcus Reed, 200m (20.57); 400m Relay (39.69); John Godina, SP (64-3.75); John Godina, DT (189-7)

1995 - Ato Boldon, 100m (10.08); Ato Boldon, 200m (20.08): Rich Pitchford, HJ (7-2.50); John Godina, SP (71-4.75); John Godina, DT (211-9); Greg Johnson, JT (252-1)

1996 - Ato Boldon, 100m (10.03); Ato Boldon, 200m (20.00); Mike Terry, 800m (1:48.92); Mebrahtom Keflezighi, 5000m (14:15.20); 400m Relay (39.60); Scott Slover, PV (17-4.50); Mark Parlin, SP (64-8)

1997 - Mebrahtom Keflezighi, 5000m (13:47.95); Brian Fell, 400mlH (50.33); Josh Johnson, JT (230-1)

1998 - Brian Fell, 400mlH (50.79); 400m Relay (39.52); Scott Slover, PV (18-2.50); Mel Moutry, TJ (52-2.50)

1999 - Wade Tift, SP (60-4)

2000 - Michael Granville, 400m (46.49)

2001 - Scott Moser, DT (199-4)

2002 - Scott Moser, DT (194-1); Scott Wiegand, SP (64-1.75)

2003 - Dan Ames, SP (63-5.50); Dan Ames, DT (196-4); Juaune Armon, LJ (26-1)

2004 - Dan Ames, SP (65-0); Dan Ames, DT (185-11); Dan Ames, HT (210-8); Juaune Armon, LJ (25-10); Ben Aragon, 800m (1:48.45); Brandon Johnson, 400mH (48.85)

2005 - Brandon Johnson, 400mH (49.34); Yoo Kim, PV (17-9);Jon Rankin, 1500m (3:44.61)

2006 - Greg Garza, DT (194-1); Boldizsar Kocsor, HT (219-1)

2007 - Kevin Craddock, 110mH (13.48); Brandon Johnson, 400mH (50.03); Michael Johnson Jr., TJ (51-4.25); Greg Garza, DT (208-11)

2008 - Kevin Craddock, 110mH (13.58), Bobby Talley, PV (17-1), Greg Garza, DT (198-10), Boldizsar Kocsor, HT (224-10)

2009 - Boldizsar Kocsor, HT (219-5); 4x100m relay (39.77)

2010 - 4x100m Relay (39.66)

NCAA Champions

1935 - James LuValle, 440y, 47.7
1938 - Bill Lacefield, LJ, 25-2$^{1}/_{8}$
1940 - Jackie Robinson, LJ, 24-10$^{1}/_{4}$
1947 - Ray Maggard, PV (tie for first), 14-0
1949 - Craig Dixon, 120yHH, 13.9 and 220yLH, 22.7
1951 - George Brown, LJ, 24-5$^{3}/_{4}$
1952 - George Brown, LJ 25-4$^{7}/_{8}$
1956 - Ron Drummond, DT, 173-0$^{1}/_{2}$; Nick Dyer, HJ (tie for first), 6-6$^{1}/_{4}$
1960 - Jim Johnson, HH, 14.0
1962 - Kermit Alexander, TJ, 50-11$^{1}/_{4}$
1965 - Bob Day, Mile, 4:01.8
1966 - Tom Jones, 220 yd dash, 20.9; Ron Copeland, 110mH, 13.6; 440y Relay (Tom Jones, Bob Frey, Ron Copeland, Norman Jacson), 39.9; Mile Relay (Gene Gall, Don Domansky, Ron Copeland, Bob Frey), 3:07.5
1968 - Jon Vaughn, PV, 17-1; Steve Marcus, SP, 61-7$^{3}/_{4}$
1969 - Mile Relay (John Smith, Len Van Hofwegen, Andy Young, Wayne Collett), 3:03.4
1970 - Mile Relay (Bob Langston, John Smith, Brad Lyman, Wayne Collett), 3:06.1
1971 - Mile Relay (Warren Edmonson, Reggie Echols, John Smith, Wayne Collett), 3:04.4; John Smith, 440y, 45.3
1972 - Mile Relay (Reggie Echols, Ron Gaddis, Benny Brown, John Smith), 3:05.3; John Smith, 400m, 44.5; Warren Edmonson, 100m, 10.1; James Butts, TJ, 53-2$^{1}/_{4}$, wind-aided
1973 - Mile Relay (Ron Gaddis, Gordon Peppars, Maxie Parks, Benny Brown), 3:04.3; Finn Bendixen, LJ, 25-10$^{1}/_{2}$; Milan Tiff, TJ, 54-2$^{3}/_{4}$
1974 - Mile Relay (Lynnsey Guerrero, Benny Brown, Jerome Walters, Jr., Maxie Parks), 3:06.6; Jerry Herndon, LJ, 26-6$^{1}/_{4}$
1975 - Benny Brown, 440y, 45.34
1977 - James Owens, 110mH, 13.49
1978 - Greg Foster, 110mH, 13.22MR; Mike Tully, PV, 18-1$^{3}/_{4}$; Dave Laut, SP, 66-1$^{1}/_{4}$; Mike Tulley, PV, 18-5$^{1}/_{4}$, indoor
1979 - Greg Foster, 200m, 20.22; Dave Laut, SP, 66-11$^{1}/_{2}$
1980 - Greg Foster, 110mH, 13.42; Mark Anderson, Decathlon, 7893
1981 - Andre Phillips, 400mlH, 49.12
1982 - Del Davis, HJ, 7-7$^{1}/_{4}$ (tie)
1984 - John Brenner, SP, 71-11$^{1}/_{4}$; John Brenner, DT, 208-2
1987 - Jim Connolly, Decathlon, 8121; Kevin Young, 400mlH, 48.90;1600m Relay (Anthony Washington 47.0, Kevin Young 44.7, Henry Thomas 44.0, Danny Everett 44.9), 3:00.55
1988 - Danny Everett, 400m, 44.52; Kevin Young, 400mlH, 47.85MR; 1600m Relay (Steve Lewis 45.1, Kevin Young 44.3, Danny Everett, 45.4, Henry Thomas 45.1), 2:59.91CR
1990 - Steve Lewis, 400m, 45.19
1991 - Eric Bergreen, SP, 62-10$^{3}/_{4}$ indoor
1993 - Erik Smith, JT, 259-10
1994 - John Godina, DT, 198-5; John Godina, SP, 65-8$^{3}/_{4}$ indoor
1995 - Ato Boldon, 200m, 20.24; John Godina, SP, 72-2$^{1}/_{4}$MR; John Godina, DT, 202-4; Greg Johnson, JT, 244-3; John Godina, SP, 66-11$^{1}/_{4}$ indoor
1996 - Ato Boldon, 100m, 9.92MR; Jonathan Ogden, SP, 63-8 indoor
1997 - Mebrahtom Keflezighi, 5000m, 13:44.17; Mebrahtom Keflezighi, 10,000m, 28:51.18; Mebrahtom Keflezighi, 5,000m, 13:52.72 indoor.
1999 - 4x400m Relay (Michael Granville, Terrence Williams, Malachi Davis, Brian Fell), 3:02.12; Distance Medley Relay (Jess Strutzel, 1200m, Brian Fell, 400m, Michael Granville, 800m, Mark Hauser, Mile), 9:33.17AR indoor
2000 - Jess Strutzel, 800m, 1:46.57, indoor

NCAA Outdoor & Indoor Champions

(By Event, 70 Total: 62 outdoor, 8 indoor)

100m-2
200m/220y-3
400m/440y-6
800m-1(indoor)
1500m/Mile-1
5,000m-2 (including 1 indoor)
10,000m-1
110m/120yHH-6
LH/IH-1
400mlH-3
400m/440y Relay-1
1600m/Mile Relay-10
Distnace Medley Relay - 1 (indoor)
High Jump-2
Long Jump-6
Triple Jump-3
Pole Vault-4 (including 1 indoor)
Shot Put-9 (including 4 indoor)
Discus-4
Javelin-2
Decathlon-2

NCAA and USA Track & Field Double Winners

Eight Bruins have won the NCAA and USA Track & Field championship in the same event in the same year a total of nine times. The only man to do it twice was long jumper George Brown in 1951-52. The most recent was 400m performer Steve Lewis in 1990.

1938 - William Lacefield, long jump, 25-2 NCAA, 25-0$^{1}/_{4}$ AAU
1949 - Craig Dixon, high hurdles, 13.9 NCAA, 13.8 AAU, and low hurdles, 22.7 NCAA, 22.6 AAU
1951 - George Brown, long jump, 24-5$^{3}/_{4}$ NCAA, 24-8$^{1}/_{2}$ AAU
1952 - George Brown, long jump, 25-4$^{3}/_{4}$ NCAA, 25-9 AAU
1956 - Ron Drummond, discus throw, 173-0 NCAA, 180-3 AAU
1971 - John Smith, 440 yard dash, 45.3 NCAA, 44.5 AAU
1977 - James Owens, high hurdles, 13.49 NCAA, 13.49 AAU
1979 - Dave Laut, shot put, 66-11$^{1}/_{2}$ NCAA, 69-3$^{1}/_{4}$ AAU
1990 - Steve Lewis, 400m, 45.19 NCAA, 44.75 TAC

NCAA Outdoor Meet Records

Event	Record	Holder, School, Year
100m	**9.92**	**Ato Boldon, UCLA, 1996**
200m	19.87	John Capel, Florida, 1999
		Lorenzo Daniel, Miss. St., 1988
400m	44.00	Quincy Watts, USC, 1992
800m	1:44.70	Mark Everett, Florida, 1990
1500m	3:35.30	Sydney Maree, Villanova, 1981
3000mSC	8:12.39	Henry Rono, WSU, 1978
5000m	13:20.63	Sydney Maree, Villanova, 1979
10,000m	28:01.30	Suleiman Nyambui, UTEP, 1979
110mHH	13.21	Aries Merritt, Tennessee, 2006
400mIH	47.56	Kerron Clement, LSU, 2005
4x100m Relay	38.04	TCU, 1998
		(Howard, Holloway, Williams, Spencer)
4x400m Relay	2:59.59	LSU, 2005
		(Brazell, Carter, Dardar, Willie)
High Jump	7-9.75	Hollis Conway, SW Louisiana, 1989
Pole Vault	19-1	Lawrence Johnson, Tennessee, 1996
Long Jump	28-0	Erick Walder, Arkansas, 1993
Triple Jump	57-7 3/4	Keith Conner, SMU, 1982
Shot Put	**72-2 1/4**	**John Godina, UCLA, 1995**
Discus	220-0	Kamy Keshmiri, Nevada, 1992
Hammer	265-3	Balazs Kiss, USC, 1996
Javelin	268-7 (new)	Esko Mikkola, Arizona, 1998
	295-2 (old)	Einar Vilhmalsson, Texas, 1983
Decathlon	8276	Brian Brophy, Tennessee, 1992

2010 NCAA Championships Team Standings (top-25)

1. Texas A&M	55
2. Florida	54
3. Oregon	45
4. Arizona State	37
5. USC	35.50
6. LSU	34
7. Kansas	26
8. Florida State	22
Stanford	22
10. Virginia Tech	20.50
11. South Carolina	20
12. Texas Tech	18.50
13. Kentucky	18
Liberty	18
15. Washington	16.50
16. Nebraska	16
17. Louisville	15
Texas	15
Mississippi State	15
20. Indiana	13.50
21. California	12
Wisconsin	12
23. Princeton	11
Penn State	11
Virginia	11
Alabama	11
52. UCLA	**4**

UCLA NCAA Outdoor All-Americans by Event (274)

Prior to World War II, only NCAA champions were recognized as All-Americans. From 1945-1964, the first three finishers were recognized as All-Americans; 1965-74, the first four finishers; 1975, all NCAA finalists; 1976-82, first six finishers and 1983 to the present, eight places, including American athletes.

100m - 7
200m/220y - 13
400m/440y - 17
800m/880y - 4
1500m/Mile - 5
3000m Steeplechase - 7
3000M/5000m - 7
6000m/10,000m - 4
High Hurdles - 18
Intermediate Hurdles - 13
4x100m/4x100y - 10
4x400m/4x440y - 17
High Jump - 7
Long Jump - 14
Triple Jump - 19
Pole Vault - 28
Shot Put - 34
Discus - 26
Hammer - 7
Javelin - 12
Decathlon - 5


LUVALLE


STRODE

ROBINSON


DIXON

BROWN


SEAMAN

1934 - UCLA 11th (111 points)
Jimmy Miller-2nd, 880y
Scott Massey-3rdT, PV
Bill Reitz-6th, JT

1935 - UCLA 14th (10 $^{1}/_{5}$ points)
Jimmy Luvalle-1st, 440y
Scott Massey-6thT, PV

1936 - UCLA had no scoring athletes

1937 - UCLA, 12thT (10 points)
Bill Reitz-2nd, JT
Tom Berkeley-5th, LH

1938 - UCLA, 12th (15 points)
Bill Lacefield-1st, BJ
Woodrow Strode-4th, SP
Clarke Shaughnessy-6th, JT

1939 - UCLA, 20th (6 points)
Pat Turner-3rd, BJ

1940 - UCLA, 13th (17 points)
Jackie Robinson-1st, BJ
Pat Turner-4th, BJ
Bill Lacefield-5th, BJ
Hal Sinclair-6th, 220Y

1941 - UCLA, 21st (6 points)
Paul Shoaff-4thT, HJ
Hal Sinclair-5th, 220y; 6th, 100m
Roger Hoeger-6th, SP

1942 - UCLA, 20thT (6 points)
Ray Maggard-2ndT, PV

1943 - UCLA athletes did not score

1944 - UCLA athletes did not score

1945 - UCLA athletes did not score

1946 - UCLA, 28th (5 points)
Craig Dixon-5th, LH
Ralph Gold-5th, 880y
John Pattee-6th, 2-mile

1947 - UCLA, 12th (14 $^{1}/_{6}$ points)
Ray Maggard-1stT, PV
Craig Dixon-3rd, 110mH; 6th, LH
Jerry Shipkey-5th, SP

1948 - UCLA, 30thT (6 points)
Craig Dixon-3rd, 110mH

1949 - UCLA, 2nd (31 points)
Craig Dixon-1st, 110mH/1st, LH
Bob Work-3rd, 100m
George Stanich-4thT, HJ

1950 - UCLA, 22ndT (8 points)
Cy Young-2nd, JT

1951 - UCLA, 6th (18 $^{1}/_{5}$ points)
George Brown-1st, BJ/5th, 220y
Len Eilers-6thT, PV

1952 - UCLA, 3rd (24 points)
George Brown-1st BJ/6th, 200m
Chuck Phillips-2nd, Steeple
Rod Richard-5th, 200m
Larry Carter-5th, 10,000m
Jack Sage-6th, 400mH
Len Eilers-6thT, PV

1953 - UCLA, 10th (12 $^{3}/_{5}$ points)
Rod Richard, 2nd, 220/4th, 100m
Len Eilers, 4thT, PV

1954 - UCLA athletes did not score

1955 - UCLA, 2nd (34 points)
Ron Drummond-2nd, DT
Don Vick-3rd, SP/5th, DT
Bob Seaman-3rd, Mile
Russ Ellis-3rd, 440y
Bob Hunt-4th, 2-mile
Chuck Holloway-6th, LH
Lindy Kell-6thT, PV
Mel Hill-6thT, PV

1956 - UCLA, 1st (44 $^{7}/_{10}$ points)
Ron Drummond-1st, DT
Nick Dyer, 1stT, HJ
Rafer Johnson-2nd, BJ/2nd,HH
Don Vick-2nd, DT/4th, SP
Bob Seaman-4th, 1500m
Russ Ellis-4th, 400m
Hal Miller-4thT, HJ
Dick Knaub-6th, BJ

1957 - UCLA ineligible to compete

1958 - UCLA ineligible to compete

1959 - UCLA ineligible to compete

1960 - UCLA, 3rd (31 points)
Jim Johnson-1st, 110mH
Bob Holland-2nd, 1500m
Mil Dahl-erd, 1500m
Ron Ulrich-4th, JT
Clark Branson-5th, SP
Jack Putnam-6th, DT

1961 - UCLA, 11thT (13 points)
Clark Branson-3rd, SP
Mil Dahl-4th, Mile
Winston Doby-5th, TJ
Jack Putnam-6th, DT

1962 - UCLA, 14th T (11 points)
Kermit Alexander-1st, TJ
Mil Dahl-6th, Mile

1963 - UCLA, 33rdT (2 points)
C.K. Yang-5th, 110mH

1964 - UCLA - 45thT (2 points)
Bob Day-6th, 1500m
Dick Weeks-6th, 10,000m

1965 - UCLA, 8thT (20 points)
Bob Day-1st, Mile
Earl Clibborn-3rd, Steeple
Len Dodson-4th, 220y


ALEXANDER


DAY


JONES


VAUGHN


COLLETT

1966 - UCLA 1st (81 points)
Tom Jones-1st, 220y
Ron Copeland-1st, 110mH
440y Relay (Jones, Frey, Copeland, Jackson), 1st
Mile Relay (Gall, Domansky, Copeland, Frey), 1st
Roger Johnson-2nd, 440yIH
Marc Savage-2nd, PV
Geoff Pyne-2nd, 6-Mile;4th, 3-Mile
Dick Selby-3rd, JT
Norman Jackson-4th, 220y/6th, 100m
Doug Olmstead-5th, TJ

1967 - UCLA, 3rd (27 points)
Dick Railsback-3rd, PV
Rick Sloan-4th, PV/6th, HJ
Ron Copeland-4th, 110mH
Don Domansky-5th, 440
Gerald Lee-5th, TJ
Mile Relay (Hoyt, Domansky, Fendia, Copeland), 5th
Kirk Wassell-6th, DT
Doug Ford-6th, TJ

1968 - UCLA, 5th (30 points)
Jon Vaughn-1st, PV
Steve Marcus-1st, SP
Johnny Johnson-2nd, LJ
Doug Ford-5th, TJ

1969 - UCLA, 5th (30 points)
Mile Relay (Smith, Van Hofwegen, Young, Collett), 1st
Jon Vaughn-2nd, PV
Mark Ostoich-3rd, SP
Steve Marcus-4th, SP
Wayne Collett-4th, 220y
Denny Rogers-4th, TJ
John Johnson-5th, LJ
Reggie Robinson-6th, 100m

1970 - UCLA, 7th (27 points)
Mile Relay (Langston, Smith, Lyman, Collett), 1st
Wayne Collett-2nd, 440IH
John Smith-4th, 440y
Jeff Sakala-4thT, PV
Mark Ostoich-5th, SP

1971 - UCLA, 1st (52 points)
Mile Relay (Edmonson, Echols, Smith, Collett), 1st
Smith-1st, 440y
Francois Tracanelli-2nd, PV
Finn Bendixen-3rd, LJ
Denny Rogers-3rd, TJ
James Butts-4th, TJ
Wayne Collett-4th, 440y
Warren Edmonson-5th, 100m
Mark Ostoich-5th, DT

1972 - UCLA, 1st (82 points)
Mile Relay-Echols, Gaddis, Brown, Smith), 1st
Warren Edmonson-1st, 100m
John Smith-1st, 400m
James Butts-1st, TJ
Harry Freeman-3rd, TJ
Dwight Stones-3rd, HJ
Charles Rich-3rd, HH
Jean Pierre Corval-3rd, 400mH
Benny Brown-3rd, 400m
Milan Tiff-4th, TJ
Finn Bendixen-4th, LJ
Dale Gordon-5th, DT
Rory Kotinek-5th, Decathlon

1973 - UCLA, 1st (56 points)
Mile Relay (Gaddis, Peppars, Parks, Brown), 1st
Finn Bendixen-1st, LJ
Milan Tiff-1st, TJ
Benny Brown-2nd, 440y
James McAlister-3rd, LJ
Charles Rich-4th, HH
Rory Kotinek-4th, HJ
Maxie Parks-5th, 440y
Dale Gordon-5th- DT

1974 - UCLA, 2nd (56 points)
Jerry Herndon-1st, LJ
Mile Relay (Guerrero, Brown, Walters, Parks), 1st
Roger Freeberg-2nd, DT
Rory Kotinek-3rd, HJ
Francois Tracanelli-3rd, PV
Maxie Parks-3rd, 440y
Gordon Innes-4th, Steeple
Ron Mooers-4th, PV
Clarence Taylor-5th, TJ

1975 - UCLA, 2nd (42 points)
Benny Brown-1st, 440y
James Owens-2nd, 110mH
Rory Kotinek-2nd, HJ
Ron Mooers-3rdT, PV
Clarence Taylor-3rd, TJ
Clim Jackson-5th, 110mH
Willie Banks-5th, LJ
440y Relay (Owens, Wilmoth, Wilson, Brown), 6th

1976 - UCLA, 12thT (16 points)
James Owens-2nd, 110mH
Mike Tully-3rdT, PV
Willie Banks-4th, TJ

1977 - UCLA, 5th (35 points)
James Owens-1st, 110mH
Willie Banks-2nd, TJ
Mike Tully-2nd, PV
Gregory Foster-3rd, HH
4x400 Relay (Niederhaus, Leeds, Thompson, Myles), 5th
4x100 Relay (Owens, Byles, Schaeffer, Foster), 6th)

1978 - UCLA, 1st (50 points)
Greg Foster-1st, 110mH
Mike Tully-1st, PV
Dave Laut-1st, SP
Wilie Banks-2nd, TJ
James Owens-3rd, 110mH
Charlie Brown-4th, PV
Dwayne Joseph-5th, HJ

1979 - UCLA, 3rd (36 points)
Greg Foster-1st, 200m
Dave Laut-1st, SP
Jon Warner-3rd, PV
Anthony Curran-4th, PV
Ted DeMill-4th, JT
Marcus Gordien-5th, SP

1980 - UCLA, 2nd (46 points)
Greg Foster-1st, 110mH/3rd, 200m
Mark Anderson-1st, Decathlon
Anthony Curran-3rd, PV
Dokie Williams-3rd, TJ
4x100 Relay (Williams, Brown, Banks, Foster), 4th
Eric Brown-5th, 100m
Chip Benson-5th, TJ



1981 - UCLA, 5th (30 points)
Andre Phillips-1st, 400mH
Mark Anderson-2nd, Decathlon
Anthony Curran-2nd, PV
Eric Brown-4th, 100m

1982 - UCLA, 5th (75 points)
Del Davis-2nd, HJ
Dave Daniels-3rd, Steeple
Eric Brown-4th, 200m
Anthony Curran-4th, PV
Chip Benson-5th, TJ
Steve Ortiz-6th, 10,000m

1983 - UCLA, 14thT (33 1/2 points)
John Brenner-2nd, SP/4th, DT
Jim Connolly-6th, Decathlon
Steve McCormack-7th, 5000m

1984 - UCLA, 7th (50 1/2 points)
John Brenner-1st, SP/1st, DT
Jim Connolly-5th, JT
Lee Balkin-5thT, HJ

1985 - UCLA, 58th (3 points)
John Frazier-6th, SP

1986 - UCLA, 8th (29 points)
4x400m Relay (Washington, Young, Stanich, Everett), 2nd
Kevin Young-2nd, 400mH
Jim Connolly-4th, Decathlon
Danny Everett-5th, 400m
Jim Banich-6th, SP
John Frazier-8th, SP

1987 - UCLA, 1st (81 points)
Jim Connolly-1st, Decathlon
Kevin Young-1st, 400mH
4x400m Relay (Washington, Young, Thomas, Everett), 1st
Mark Junkermann-2nd, Steeple
Danny Everett-2nd, 400m
Jim Banich-2nd, SP
4x100m Relay (Marsh, Young, Everett, Thomas), 3rd
Henry Thomas-3rd, 200m
Mike Marsh-3rd, 100m
Jim Banich-4th, DT
Steve Kerho-7th, 110mH
David Wilson-7th, HT

1988 - UCLA, 1st (82 points)
Danny Everett-1st, 400m
Kevin Young-1st, 400mH
4x400m Relay (Lewis, Young, Everett, Thomas), 1st
Steve Lewis-2nd, 400m
Pete Thompson-2nd, DT
David Wilson-2nd, HT
4x100m Relay (Marsh, Everett, Lewis, Thomas), 2nd
Henry Thomas-3rd, 200m
Brian Blutreich-3rd, DT
Mike Marsh-4th, 100m
David Wilson-7th, SP
John Knight-8th, HJ

1989 - UCLA, 6th (28 points)
David Wilson-2nd, SP
Brian Blutreich-3rd, SP/4th, DT
Pete Thompson-3rd, DT
Mike Marsh-7th, 200m
John Knight-8th, HT

1990 - UCLA, 10th (22 points)
Steve Lewis-1st, 400m
Brian Blutreich-3rd, DT
John Knight-5th, HT
Eric Bergreen8th, SP
Mike Stevenson-8th, 400m

1991 - UCLA, 17thT (15 points)
Eric Bergreen-4th, SP
Marty Beck-4th, 400mH
McArthur Anderson-5th, TJ
Eric Bergreen-8th, HT

1992 - UCLA, 8thT (23 points)
Marty Beck-2nd, 400m
David Bunevacz-2nd, JT
4x400m Relay (Stevenson, Williams, Baker, Beck), 6th
John Godina-7th, SP
Charles Rogers-7th, TJ

1993 - UCLA, 9th (25 points)
Erik Smith-1st, JT
John godina-2nd, SP/6th, DT
Joe Bailey-7th, SP
Charles Rogers-8th, TJ
Mark parlin-8th, SP

1994 - UCLA, 12th (18 points)
John Godina-1st, DT/3rd, SP
Greg Johnson-8th, JT
4x100m Relay (Williams, Flowers, Reed, Bradley), 8th

1995 - UCLA, 2nd (55 points)
Ato Boldon-1st, 200m
John Godina-1st, SP/1st, DT
Greg Johnson-1st, JT
Mark Parlin-3rd, SP
Jonathan Ogden-4th, SP
Mebrahtom Keflezighi-5th, 5000m

1996 - UCLA, 3rd (57 points)
Ato Boldon-1st, 100m
Gentry Bradley-2nd, 200m
4x100m Relay (Davis, Boldon, Allen, Bradley), 2nd
Mark Parlin-3rd, SP
Scott Slover-5th, PV
David Dumble-8th, DT

1997 - UCLA, 4th (31 points)
Mebrahtom Keflezighi, 1st, 5000m/1st, 10,000m
David Dumble-3rd, DT
Josh Johnson-4th, JT

1998 - UCLA, 6th (38 points)
Jess Strutzel-5th, 800m
Mebrahtom Keflezighi-4th, 5000m/4th, 10,000m)
4x100m Relay (Fell, Thomas, Allen, McElroy), 4th
Scott Slover, 3rd, PV
Mel Moultry-6th, TJ
Wade Tift-6th, SP
Luke Sullivan-7th, DT
Josh Johnson-4th, JT

1999 - UCLA, 16thT (15 points)
4x400m Relay (Granville, Williams, Davis, Fell), 1st
Luke Sullivan-5th, DT
Wade Tift-8th, DT

2000 - UCLA, 47thT (4 points)
Jess Strutzel-5th, 800m

2001 - UCLA, 33rdT (6 points)
Scott Moser-3rd, DT

2002 - UCLA, 30thT (8 points)
Dan Ames-7th, SP/8th, DT
Scott Moser-4th, DT

2003 - UCLA, 19th (14.50 points)
Yoo Kim-5thT, PV
Pat Luke-7th, PV
Juaune Armon-5th, LJ
Dan Ames-6th, SP
Scott Wiegand-7th, SP

2004 - UCLA, 17thT (17 points)
4x400m Relay (Johnson, Williams, Versher, Everhart), 7th
Yoo Kim-2nd, PV
Juaune Armon-4th, LJ
Dan Ames-6th, SP

2005 - UCLA, 33rdT (8 points)
Erik Emilsson-8th, Steeple
Brandon Johnson-4th, 400mH
Jonathan Williams-7th, 400mH

2006 - UCLA, 22nd (11 points)
Kevin Craddock-8th, 110mH
Craig Everhart-7th, 400m
Greg Garza-7th, DT
Mike Landers-3rd, PV

2007 - UCLA, 9th (21 points)
Brandon Johnson-2nd, 400mH
Mike Landers-2nd, PV
Greg Garza-4th, DT

2008 - UCLA, 34th (7.50 points)
Johnny Quinn-8thT, PV
Greg Garza-7th, DT
Boldizsar Kocsor-4th, HT

2009 - UCLA athletes did not score

2010 - UCLA, 52nd, tie (4 points)
Cory Primm - 5th, 800m

All-Americans

Year	Athlete	Event	Place
2010	Scott Crawford	Distance Medley Relay	6th
	Marlon Patterson	Distance Medley Relay	6th
	Quentin Powell	Distance Medley Relay	6th
	Cory Primm	Distance Medley Relay	6th
2009	Boldizsar Kocsor	Weight Throw	6th
2008	Laef Barnes	Distance Medley Relay	7th
	Marlon Patterson	Distance Medley Relay	7th
	Cory Primm	Distance Medley Relay	7th
	Elijah Wells	Distance Medley Relay	7th
	Dustin DeLeo	Pole Vault	7thT
	John Caulfield	Shot Put	4th
	Darius Savage	Shot Put	6th
	Boldizsar Kocsor	Weight Throw	7th
2006	Craig Everhart	4x400m Relay	7th
	Brandon Johnson	4x400m Relay	7th
	James Rhoades	4x400m Relay	7th
	Elijah Wells	4x400m Relay	7th
2005	Ben Aragon	Distance Medley Relay	2nd
	Craig Everhart	Distance Medley Relay	2nd
		400m	8th
	Martell Munguia	Distance Medley Relay	2nd
	Jon Rankin	Distance Medley Relay	2nd
2004	Dan Ames	Shot Put	3rd
		Weight Throw	3rd
	Juaune Armon	Long Jump	4th
2003	Dan Ames	Shot Put	4th
		Weight Throw	6th
2002	Dan Ames	Shot Put	*
	Scott Moser	Weight Throw	*
2001	Dan Ames	Shot Put	*
	Scott Moser	Shot Put	8th
2000	Brian McLaughlin	Pole Vault	4th
	Jess Strutzel	800m	1st
1999	Brian Fell	Distance Medley Relay	1st
	Michael Granville	Distance Medley Relay	1st
	Mark Hauser	Distance Medley Relay	1st
	Jess Strutzel	Distance Medley Relay	1st
		800m	3rd
1998	Damian Allen	200m	7th
	Mark Hauser	Distance Medley Relay	7th
		3000m	*
	Mebrahtom Keflizighi	Distance Medley Relay	7th
		5000m	3rd
	Jim McElroy	Distance Medley Relay	7th
		55m	*
	Scott Slover	Pole Vault	7th
	Jess Strutzel	Distance Medley Relay	7th
1997	Michael Granville	800m	*
	Travis Haynes	Shot Put	4th
	Mebrahtom Keflizighi	5000m	1st
	Scott Slover	Pole Vault	6th
1996	Travis Haynes	Shot Put	*
	Jonathan Ogden	Shot Put	1st
	Mark Parlin	Shot Put	2nd
	Scott Slover	Pole Vault	7th
1995	John Godina	Shot Put	1st
	Jonathan Ogden	Shot Put	5th
	Mark Parlin	Shot Put	2nd
1994	Joe Bailey	Shot Put	6th
	Ross Flowers	55mH	8th
	John Godina	Shot Put	1st
	Jonathan Ogden	Shot Put	5th
	Mark Parlin	Shot Put	8th
	Marcus Reed	55m	3rd
	John Sommers	Pole Vault	*
1993	Joe Bailey	Shot Put	6th
	Greg Hodel	Weight Throw	*
1992	John Godina	Shot Put	7th
	Tony Miller	55m	*
	Charles Rogers	Triple Jump	*
1991	McArthur Anderson	Triple Jump	*
	Eric Bergreen	Shot Put	1st
1990	Brian Blutreich	Shot Put	4th
1989	Brian Blutreich	Shot Put	3rd
	John Knight	Weight Throw	*
	Dave Wilson	Weight Throw	5th
		Shot Put	6th
1988	Mark Junkerman	3000m	3rd
1986	Jim Banich	Shot Put	*
	John Frazier	Shot Put	7th
	Dwayne Washington	Triple Jump	*
1978	Charlie Brown	Pole Vault	3rd
	Mike Tully	Pole Vault	1st

* Top-8 American

NCAA INDOOR CHAMPIONS

DISTANCE MEDLEY RELAY

JESS STRUTZEL


JOHN GODINA

MIKE TULLY

ERIC BERGREEN

JONATHAN OGDEN

MEB KEFLEZIGHI

USA Track & Field Senior Champions

1937 - Bill Reitz, javelin throw, 224-9
1938 - Bill Lacefield, long jump, 25-0$^{1}/_{4}$
1939 - Bill Lacefield, long jump, 25-5$^{1}/_{4}$
1940 - Carl McBain, 400m hurdles, 51.6
1944 - Don Barksdale, triple jump, 47-2$^{3}/_{4}$
1949 - Craig Dixon, 110m high hurdles, 13.8, and 200m low hurdles, 22.6
1951 - George Brown, long jump, 24-8$^{1}/_{2}$
1952 - George Brown, long jump, 25-9
1953 - George Brown, long jump, 25-10$^{3}/_{4}$
1955 - Rod Richard, 220-yard dash, 21.0
1956 - Ron Drummond, discus throw, 180-3; Cy Young, javelin throw, 247-11; Rafer Johnson, decathlon, 7755 points (old tables)
1958 - Rafer Johnson, decathlon, 7754 points (old tables)
1959 - C.K. Yang, decathlon, 7549 points (old tables)
1960 - Rafer Johnson, decathlon, 8683 points (old tables)
1962 - C.K. Yang, decathlon, 8249 points (old tables)
1964 - C.K. Yang, decathlon, 7853 points (new tables)
1968 - Bob Day, 5000 meters, 13:50.4; Dick Railsback, pole vault, 17-0$^{1}/_{4}$
1970 - John Smith, 440-yard dash, 45.7
1971 - John Smith, 440-yard dash, 44.5
1973 - Dwight Stones, high jump, 7-5
1974 - Dwight Stones, high jump, 7-3$^{1}/_{4}$
1976 - Maxie Parks, 400 meter dash, 44.82; Dwight Stones, high jump, 7-4$^{1}/_{4}$
1977 - James Owens, high hurdles, 13.49; Dwight Stones, high jump, 7-6; Milan Tiff, triple jump, 57-0$^{1}/_{4}$ wind-aided
1978 - Maxie Parks, 400 meter dash, 45.15; Dwight Stones, high jump, 7-6$^{1}/_{2}$; James Butts, triple jump, 55-5$^{1}/_{2}$
1979 - Mike Tully, pole vault, 18-0$^{1}/_{2}$; Dave Laut, shot put, 69-3$^{1}/_{4}$.
1980 - Willie Banks, triple jump, 56-11$^{1}/_{2}$w
1981 - Willie Banks, triple jump, 57-7$^{1}/_{2}$; Greg Foster, high hurdles, 13.39; Dave Laut, shot put, 70-10$^{1}/_{2}$.
1983 - Mark Anderson, decathlon, 8152 points; Greg Foster, high hurdles, 13.15; Dwight Stones, high jump, 7-6; Willie Banks, triple jump, 56-7H; Dave Laut, shot put, 71-2$^{3}/_{4}$
1985 - Dave Laut, shot put, 68-11$^{3}/_{4}$; Andre Phillips, 400m hurdles, 47.67; Willie Banks, TJ, 58-11$^{1}/_{2}$
1986 - Greg Foster, high hurdles, 13:26; Mike Tully, pole vault, 19-0$^{1}/_{4}$; John Brenner, shot put, 69-2$^{1}/_{2}$
1987 - Greg Foster, high hurdles 13.29w; John Brenner, shot put 69-9$^{1}/_{4}$
1990 - Steve Lewis, 400m, 44.75
1991 - Greg Foster, high hurdles, 13.29
1992 - Danny Everett, 400m, 43.81; Kevin Young, 400m hurdles, 47.89; Mike Powell, long jump, 28-3$^{1}/_{2}$
1993 - Michael Marsh, 200m, 19.97w; Kevin Young, 400m hurdles, 47.69; Mike Powell, long jump 28-0w
1994 - Mike Powell, long jump 28-5$^{3}/_{4}$w
1995 - Michael Marsh, 100m, 10.23; Mike Powell, long jump, 28-0lw
1996 - Mike Powell, long jump, 27-6$^{1}/_{2}$
1997 - John Godina, discus, 221-1
1998 - Gentry Bradley, 200m, 20.47; John Godina, shot put, 71-2$^{3}/_{4}$; John Godina, discus, 220-1
1999 - John Godina, shot put, 72-3
2000 - Mebrahtom Keflezighi, 10,000m, 28:03.32
2001 - John Godina, shot put, 70-10$^{1}/_{2}$
2002 - Mebrahtom Keflezighi, 10,000m, 27:41.68
2004 - Mebrahtom Keflezighi, 10,000m, 27:36.49

USA Track and Field Junior Champions

1973 - Gordon Innes, steeplechase, 9:01.6
1974 - Jerry Herndon, long jump, 25-4$^{1}/_{2}$
1976 - Conrad Suhr, 800m, 1:48.8
1978 - Larry Goldston, 400m 46.03
1979 - Eric Brown, 100m, 10.29; Lee Balkin, high jump, 7-3
1983 - Steve Kerho, 110mh hurdles, 13.9
1984 - Mark Junkermann, 1500 meters, 3:49.00
1985 - David Wilson, hammer, 190-1
1986 - John Knight, hammer, 187-8
1990 - Joe Bailey, shot put, 58-10$^{3}/_{4}$; John Godina, discus Erik Smith, javelin, 209-0
1991 - John Godina, shot put, 56-10$^{3}/_{4}$; John Godina, discus, 176-4
1993 - Jonathan Ogden, shot put, 57-7
1994 - Scott Slover, pole vault 16-4$^{3}/_{4}$
1995 - Matt Pentacost, Shot Put, 54-6; Luke Sullivan, discus, 179-10
2000 - Danny Ames, discus, 189-8
2001 - Jon Rankin, 1500m, 3:51.8
2004 - Brandon Johnson, 400m hurdles, 49.59
2005 - Boldizsar Kocsor, hammer, 214-6
2007 - Darius Savage, discus, 200-7

UCLA at World Junior Championships

1986 (Athens) - Mike Marsh, 4x100m Relay, DQ

1988 (Sudbury) - MacArthur Anderson, triple jump DNQ, 49-11$^{1}/_{4}$; Dave Bultman, shot put, 4th, 57-5; Kami Keshmiri, discus, 2nd, 179-5

1990 (Plovdiv) - Joe Bailey, shot put, 5th, 56-5$^{1}/_{4}$; John Godina, discus, DNQ, 134-1; Erik Smith, javelin, DNQ, 208-6

1992 (Seoul) -Ato Boldon, 100m, 1st, 10.36 and 200m, 1st, 20.63

1994 (Lisbon) - Scott McPherren, discus, 12th, 150-9; Scott Slover, pole vault, 9th, 16-8$^{3}_{4}$

1996 (Sydney) - Bryan Harrison, 200m, 3rd, 21.10

1998 (Annecy) - Scott Moser, discus, 10th, 172-10; DaShaun McCullough, 100m, DNQ & 4x100mR,2nd,39.71

2000 (Santiago) - Danny Ames, shot put, DNQ & discus, 9th, 169-4

2002 (Kingston) - Jeremy Silverman, shot put,12th, 60-3$^{3}/_{4}$

2004 (Grosseto) - Brandon Johnson, 400m hurdles, 2nd, 48.62; 4x400m relay, 1st (45.2 split, 3:01.09)

2008 (Bydgoszcz) **-** Dylan Knight, steeplechase, 9th, 8:52.90

USA Track and Field Champions by Event (73 Total)

100m/100y-1	Long Hurdles-1	Shot Put-9
200m/220y-3	400m Hurdles-4	Discus-3
400m/440y-6	High Jump-6	Javelin-2
5000m-1	Pole Vault-3	Decathlon-7
10,000m-3	Long Jump-10	
110m Hurdles-7	Triple Jump-7	

In all, 173 individuals have been awarded the title of captain since 1920:

1920 - Dale Stoddard
1921 - Rex Miller
1922 - Waldo Enns
1923 - Burnett (Cap) Haralson
1924 - Arthur Jones
1925 - Elvin (Ducky) Drake
1926 - Bob Richardson
1927 - John Terry
1928 - George Keefer
1929 - Alex Gill
1930 - John Hill
1931 - Art Watson
1932 - Bill Lockett
1933 - George Jefferson
1934 - Jimmy Miller, Bob McLean
1935 - Jimmy LuValle
1936 - Scott Massey, Bill Murphy
1937 - Bob Young
1938 - Paul Van Alstine
1939 - Wilfred Catlin
1940 - Carl McBain
1941 - Roger Hoeger
1942 - Jack Schilling
1943 - Kenny Boyd
1944 - Mode Perry
1945 - Bert West, Jack Boyd
1946 - Stan Cerro
1947 - Ralph Gold
1948 - Frank Fletcher
1949 - Craig Dixon
1950 - Jack Miller
1951 - Hugh Mitchell
1952 - Don Hangen
1953 - Len Eilers, Jack Sage
1954 - Larry Carter
1955 - Bob Hunt
1956 - Jim Ball, Ron Drummond
1957 - Bob Seaman, Don Vick
1958 - Rafer Johnson
1959 - Duane Millerman, John Seaman
1960 - Bob Holland, Ron Ulrich
1961 - Chris Knott, Jim Johnson
1962 - Mil Dahl, Jack Putnam
1963 - Arnold Tripp, C.K. Yang
1964 - John Parks
1965 - Len Dodson, Hermann Spegel
1966 - Dennis Breckow, Bob Day
1967 - Ron Copeland, Roger Johnson, Tom Jones
1968 - Don Domansky, Rick Sloan
1969 - Steve Marcus, Len Van Hofwegen
1970 - Hartzell Alpizar, John Johnson
1971 - Wayne Collett, Mark Ostoich, Reggie Robinson
1972 - Steve Lang, John Smith, Paul Williams
1973 - Harry Freeman, Charles Rich, Milan Tiff
1974 - Roger Freberg, Maxie Parks, Dave Schiller
1975 - Lynnsey Guerrero, Rory Kotinek, Gordon Peppars
1976 - Rich Gunther, Dotson Wilson
1977 - Jerry Herndon, Bennie Myles
1978 - Willie Banks, James Owens, Mike Tully
1979 - Dwayne Joseph, Dave Laut, Lawrence Williams
1980 - Greg Foster, Donn Thompson, Brian Theriot
1981 - Kris Lettow, Andre Phillips
1982 - Eric Brown, Dokie Williams, Chip Bensen, Steve Ortiz
1983 - Marcus Allen, Del Davis
1984 - Ron Roberts, John Brenner
1985 - Mike Parkinson, Dwyan Biggers
1986 - Jon Butler, John Frazier, Mike Powell
1987 - Jim Banich, Steve Kerho, Mark Junkermann
1988 - Kevin Young
1989 - Mike Marsh, Dave Wilson
1990 - Brian Blutreich, Pete Thompson, Victor Santamaria
1991 - Eric Bergreen
1992 - McArthur Anderson, David Bunevacz, Sven Haug
1993 - Derrick Baker, Tony Miller, Erik Smith
1994 - Ross Flowers, Joe Bailey
1995 - John Godina, Brian Gastelum, Tim Shields
1996 - Gentry Bradley, Mark Parlin
1997 - David Dumble
1998 - Mebrahtom Keflezighi, Jim McElroy, Scott Slover, Josh Johnson
1999 - Luke Sullivan, Brian Fell
2000 - Jess Strutzel, Scott Moser
2001 - John Hall, Steve Michels, Mason Moore, Scott Moser
2002 - Bryan Green, Michael Lipscomb, Scott Moser
2003 - Juaune Armon, Kyle Erickson, Scott Wiegand
2004 - Dan Ames, Juaune Armon
2005 - Ben Aragon, Anthony Golston, Yoo Kim, Jon Rankin, Jeremy Silverman, Jonathan Williams
2006 - Erik Emilsson, Craig Everhart, Demetre Howard, Jeremy Silverman
2007 - Brandon Johnson, Michael Johnson, Mike Landers, Austin Ramos, Jason Rider
2008 - Kevin Craddock, Greg Garza, Michael Johnson, Jr., Austin Ramos
2009 - Laef Barnes, Kevin Craddock, Dustin DeLeo, Boldizsar Kocsor, Kyle Shackleton
2010 - Jonathan Clark, Bo Taylor, Greg Woepse
2011 - Jonathan Clark, Alex Crabill, Scott Crawford, Dylan Knight, Jake Matthews, Cory Primm, Bo Taylor, Greg Woepse

2011 TEAM CAPTAINS

Jonathan Clark

Alex Crabill

Scott Crawford

Dylan Knight

Jake Matthews

Cory Primm

Bo Taylor

Greg Woepse

Here is a list of the 10 best performers in Bruin track history. Because of the statistical acceptance of automatic timing almost to the exclusion of hand-times, all marks in the speed-related track events have been converted to automatic-metric times by factors indicated with each event. The year following an athlete's name is the year of the performance.

100 Meters
(+ = 100m hand time + 0.24)

1)	9.90	Ato Boldon	1996
2)	10.07	Mike Marsh	1989
3)	10.15	Henry Thomas	1987
4)	10.18	Marcus Reed	1994
5)	10.18	Tony Miller	1992
6)	10.20	Eric Brown	1979
7)	10.24+	Warren Edmonson	1972
8)	10.28	Greg Foster	1979
9)	10.30	Gentry Bradley	1996
10)	10.30	Bryan Harrison	1999

200 Meters
(+ = 200m hand time + 0.24)
(* = 200y hand time + 0.14)

1)	19.80	Ato Boldon	1996
2)	20.18	Henry Thomas	1988
3)	20.20	Greg Foster	1979
4)	20.23	Danny Everett	1988
5)	20.34	Gentry Bradley	1996
6)	20.35	Mike Marsh	1988
7)	20.38	Eric Brown	1981
8)	20.43	Millard Hampton	1977
9)	20.44+	Wayne Collett	1968
10)	20.51	Tony Miller	1992

400 Meters
(+ = 400m hand time + 0.14)
(* = 440y hand time -0.16)

1)	43.87	Steve Lewis	1988
2)	43.98	Danny Everett	1988
3)	44.34*	John Smith	1971
4)	44.54*	Wayne Collett	1971
5)	44.84*	Benny Brown	1973
6)	44.89	Craig Everhart	2004
7)	45.05	Henry Thomas	1987
8)	45.13	Ibrahim Hassan	1996
9)	45.49	Mike Stevenson	1990
10)	45.64*	Maxie Parks	1974

800 Meters
(+ = 880 yards -0.7)

1)	**1:45.70**	**Cory Primm**	**2010**
2)	1:45.81	Jess Strutzel	1999
3)	1:46.84	Conrad Suhr	1978
4)	1:47.0	Jeff West	1980
5)	1:47.11	Jon Rankin	2005
6)	1:47.7	Jack Preijers	1984
7)	**1:47.78**	**Scott Crawford**	**2010**
8)	1:47.93	Michael Granville	1997
9)	1:47.8+	Tony Veney	1973
10)	1:47.95	Martell Munguia	2006

1500 Meters

1)	3:35.26	Jon Rankin	2005
2)	3:40.5	Ron Roberts	1984
3)	3:41.04	Mike Parkinson	1984
4)	3:41.49	Alex Gonzales	1982
5)	3:41.76	Laef Barnes	2008
6)	3:41.97	Mark Hauser	1998
7)	3:42.10	Brian Russell	1981
8)	3:42.1	Bob Day	1964
9)	3:42.13	Marlon Patterson	2010
10)	3:42.29	Meb Keflezighi	1998

One Mile

1)	3:55.63	Jon Rankin	2005
2)	3:56.4	Bob Day	1965
3)	3:57.7	Ron Cornell	1980
4)	3:59.96	Laef Barnes	2008
5)	4:00.33i	Marlon Patterson	2010
6)	4:00.38i	Ben Aragon	2003
7)	4:01.4	Bob Seaman	1956
8)	4:01.45i	Mark Hauser	1999
9)	4:01.6	Mike Mullins	1970
10)	4:01.7	Curtis Beck	1974

Steeplechase

1)	8:29.24	Dave Daniels	1982
2)	8:31.55	Mark Junkermann	1987
3)	8:34.80	Erik Emilsson	2005
4)	8:38.8	Gordon Innes	1974
5)	**8:43.68**	**Dylan Knight**	**2010**
6)	8:45.91	Henry Hagenbuch	2008
7)	8:46.6	Mark Lewis	1980
8)	8:47.1	Tom Grewe	1986
9)	8:49.33	Shawn James	1978
10)	8:50.31	Jim Ortiz	1989

Two Miles

1)	8:24.6	Steve Ortiz	1982
2)	8:33.0i	Bob Day	1966
3)	8:34.6i	Mark Junkermann	1987
4)	8:40.1	Steve McCormack	1983
5)	8:41.57	Austin Ramos	2007
6)	8:42.6	Dave Daniels	1981
7)	8:44.18	Jon Butler	1982
8)	8:44.9	Brian Russell	1981
9)	8:45.08	Rich Brownsberger	1985
10)	8:46.0	Gordon Innes	1974

5000 Meters

1)	13:26.85	Meb Keflezighi	1998
2)	13:35.0	Steve Ortiz	1982
3)	13:42.9	Steve McCormack	1983
4)	13:44.2	Bob Day	1966
5)	13:47.4	Geoff Pyne	1966
6)	13:49.34	Mark Hauser	1998
7)	13:51.73	Austin Ramos	2007
8)	13:52.35	Mark Junkermann	1987
9)	13:52.7	Mark Dani	1990
10)	13:53.0	Jon Butler	1984

Six Miles

1)	28:20.1	Geoff Pyne	1966

10,000 Meters

1)	28:16.79	Meb Keflezighi	1998
2)	28:21.70	Steve Ortiz	1982
3)	28:47.7	Jon Butler	1982
4)	28:53.07	Rich Brownsberger	1984
5)	29:00.21	Marco Anzures	2010
6)	29:02.58	Kyle Shackleton	2009
7)	29:03.5	Steve Webb	1982
8)	29:05.97	Drew Shackleton	2009
9)	29:07.5	Rick Rose	1982
10)	29:12.84	Austin Ramos	2007

Marathon
(26 miles, 385 yards)

1)	2:13:21	Steve Ortiz	1981
2)	2:14:02	Rich Brownsberger	1986
3)	2:18:07	Dan Caprioglio	1983
4)	2:20:31	Willie Ayyad	1983
4)	2:20:31	Jerry Marsh	1983
6)	2:20.38	Kyle Shackleton	2008
6)	**2:20.38**	**Alex Crabill**	**2010**
8)	2:20:54	Ron Cornell	1979
9)	2:24:02	Mark Kushner	1975
10)	2:27:34	Vicken Simonian	1977

High Hurdles
(+ = 120y hand time + 0.27)
(* = 120y auto time + 0.03)
(+ = 110m hand time + 0.24)

1)	13.22	Greg Foster	1978
2)	13.46	James Owens	1978
2)	13.46	Kevin Craddock	2008
4)	13.57	Steve Kerho	1987
5)	13.67+	Charles Rich	1973
6)	13.67	Marcus Allen	1983
7)	13.69	Charles Ryan	2002
8)	13.69	Tony Golston	2004
9)	13.77+	Ron Copeland	1967
10)	13.80	Derek Knight	1990

400 Meters Hurdles
(= 440y auto time -0.26)
(+ = 440y hand time -0.16)
(* = 400m hand time + 0.14)

1)	47.72	Kevin Young	1988
2)	48.10	Andre Phillips	1981
3)	48.59	Brandon Johnson	2005
4)	48.84+	Wayne Collett	1970
5)	49.62	Kyle Erickson	2002
6)	49.67	Jonathan Williams	2005
7)	49.80	Marty Beck	1992
8)	50.14	Phillip Mills	1976
9)	50.28	Eric McNeal	1980
10)	50.33	Brian Fell	1997

High Jump

1)	7-7 1/4	Del Davis	1982
2)	7-5 1/4	Lee Balkin	1984
3)	7-4	Rory Kotinek	1975
4)	7-3 1/4	Troy Haines	1986
5)	7-3	Dwight Stones	1972
6)	7-2 1/2	Rich Pitchford	1995
7)	7-2 1/4	Rick Fletcher	1973
8)	7-2	Jason Meisler	1975
9)	7-2	Dwayne Joseph	1978
10)	7-1 3/4	Mark Wilson	1992

Pole Vault

1)	18-8 3/4	Mike Tully	1978
2)	18-7 1/4	Scott Slover	1997
3)	18-4 1/2	Yoo Kim	2004
4)	18-2 1/2	Anthony Curran	1982
5)	18-1	Dustin DeLeo	2008
6)	18-0 1/2	Mike Landers	2006
6)	18-0 1/2i	Brian McLaughlin	2000
8)	17-10 1/2	Jay Borick	1991
9)	17-9 1/2	Francois Tracanelli	1973
10)	17-8 1/2	Brandon Richards	1986
10)	17-8 1/2	Ron Mooers	1975

Long Jump

1)	27-0 1/2	James McAlister	1973
2)	26-11 3/4	Mike Powell	1986
3)	26-7 1/2	Jerry Herndon	1974
4)	26-3 1/4	George Brown	1952
5)	26-3	Juaune Armon	2002
6)	26-1 3/4	Finn Bendixen	1972
7)	26-0 1/4	John Johnson	1968
8)	25-11 1/2	Willie Banks	1975
9)	25-10	McArthur Anderson	1991
10)	25-9 1/4	Chip Benson	1982

Triple Jump

1)	55-11 1/4	Willie Banks	1978
2)	55-2	Dokie Williams	1982
3)	54-11 3/4	Clarence Taylor	1974
4)	54-10	Chip Benson	1982
5)	54-7 1/2	James Butts	1972
6)	54-1 3/4	Milan Tiff	1973
7)	53-7 1/2	Denny Rogers	1971
8)	53-5 1/2	Charles Rogers	1993
9)	53-4 1/2	McArthur Anderson	1989
10)	53-2 3/4	Harry Freeman	1973

Shot Put

1)	72-2 1/4	John Godina	1995
2)	71-11 1/4	John Brenner	1984
3)	69-3 1/4	Dave Laut	1979
4)	67-6 1/4	Brian Muir	1984
5)	66-1	Danny Ames	2004
6)	65-9	Marcus Gordien	1979
7)	65-3 1/2	Jim Banich	1986
8)	65-3 1/4i	Scott Wiegand	2003
9)	65-2 3/4	John Frazier	1985
10)	64-8	Mark Parlin	1996

Discus Throw

1)	213-0	John Godina	1995
2)	211-8	Greg Garza	2008
3)	208-2	John Brenner	1984
4)	206-8	Scott Moser	2001
5)	201-8	David Wilson	1989
6)	200-9	Dan Ames	2003
7)	200-5	Darius Savage	2007
8)	200-4	Luke Sullivan	1999
9)	199-10	Jim Banich	1986
10)	199-8	Brian Blutreich	1989

Hammer Throw

1)	229-5	Boldizsar Kocsor	2008
2)	224-8	David Wilson	1989
3)	215-4	John Knight	1990
4)	214-2	Dan Ames	2004
5)	211-4	Luke Sullivan	1999
6)	211-1	John Brenner	1984
7)	210-11 1/2	Scott Moser	2002
8)	209-11	Greg Hodel	1994
9)	208-6	John Frazier	1985
10)	207-7	Eric Bergreen	1991

New Javelin Throw

1)	259-10	Erik Smith	1993
2)	252-1	Greg Johnson	1995
3)	248-7	Josh Johnson	1998
4)	246-10	David Bunevacz	1992
5)	243-9	Jim Connolly	1987
6)	228-11	Nate Marum	2001
7)	220-3	Steve Barnett	1990
8)	215-10	Joe Franklin	1998
9)	210-8	Ely Dial	2005
10)	209-11	Octavious Gillespie	2002

Old Javelin Throw

1)	256-10	Jim Connolly	1984
2)	256-1	Mark Anderson	1980
3)	255-10	Jason Bender	1983
4)	253-8	Rory Kotinek	1974
5)	251-11	Mike Izzi	1983
6)	249-6	Dick Selby	1966
6)	249-6	Tom Jadwin	1980
8)	248-4	Ted DeMill	1979
9)	245-4	Ron Ulrich	1960
10)	244-6	Peter Jones	1971

Decathlon

1)	8171	Mark Anderson	1981
2)	8121	Jim Connolly	1987
3)	8089	C.K. Yang	1963
4)	7869	Rick Sloan	1968
5)	7861	Rafer Johnson	1958
6)	7508	Sam Albanese	1974
7)	7465	Joe Duarte	1987
8)	7313	Chris Staton	2004
9)	7300+	Jon Gold	1984

400 Meter Relay

(+ = 440y hand time -0.06)
(* = 440y auto time -0.23)

1)	38.59	1988
2)	38.96	1998
3)	39.06*	1977
4)	39.10	1996
5)	39.11	1987
6)	39.25n	1978
7)	39.27n*	1975
8)	39.31	1995
9)	39.33n	1981
10)	39.34 +	1970

1600 Meter Relay

(mile relay -1.1)

1)	2:59.91	1988
2)	3:00.55	1987
3)	3:01.95	1986
4)	3:02.12	1999
5)	3:02.3	1969
6)	3:03.2	1973
7)	3:03.3	1971
8)	3:03.3	1972
9)	3:03.79	2004
10)	3:04.11	2005

Sprint Medley Relay

1)	3:18.26	2004
2)	3:19.0	1966
3)	3:21.0	1956
4)	3:28.2n	1958

880 Relay

1)	1:23.3	1966
2)	1:24.8	1952
3)	1:25.8n	1961

Distance Medley Relay

(+ = metric race + 3.3)

1)	9:33.17iAR	1999
2)	9.33.9	1965
3)	9:36.1 +	1980
4)	9:34.21	2004
5)	9:39.97i+	1998
6)	9:41.3	1967

Boldface indicates current Bruins.

This compilation shows the school records set by a Bruin freshman, sophomore, junior and senior in outdoor competition only. Winning and non-winning times have been considered, as have automatic times, shown in hundredths, where available.

100 Meters

Fr	10.20	Eric Brown	1979
So	10.15	Henry Thomas	1987
Jr	10.03	Ato Boldon	1995
Sr	9.90	Ato Boldon	1996

200 Meters

Fr	20.44	Wayne Collett	1968
So	20.24	Henry Thomas	1987
Jr	20.08	Ato Boldon	1995
Sr	19.80	Ato Boldon	1996

400 Meters

Fr	43.87	Steve Lewis	1988
So	44.47	Danny Everett	1987
Jr	43.98	Danny Everett	1988
Sr	44.44	John Smith	1972

800 Meters

Fr	1:47.49	Jeff West	1980
So	1:47.0	Jeff West	1981
Jr	1:45.70	Cory Primm	2010
Sr	1:46.03	Jess Strutzel	2000

1500 Meters

Fr	3:43.5	Curtis Beck	1974
So	3:42.1	Bob Day	1964
Jr	3:41.04	Mike Parkinson	1984
Sr	3:35.26	Jon Rankin	2005

One Mile

Fr	3:58.9	Bob Day	1963
So	3:58.9	Bob Day	1964
Jr	3:56.5	Bob Day	1965
Sr	3:55.63	Jon Rankin	2005

3000-Meter Steeplechase

Fr	8:51.25	Dylan Knight	2008
So	8:38.8	Gordon Innes	1974
Jr	8:34.80	Erik Emilsson	2005
Sr	8:29.24	Dave Daniels	1982

Two Miles

Fr	8:44.18	Jon Butler	1983
So	8:46.46	Jon Butler	1984
Jr	8:30.65	Steve Ortiz	1980
Sr	8:24.6	Steve Ortiz	1982

5000 Meters

Fr	13:52.06	M. Keflezighi	1995
So	13:37.10	M. Keflezighi	1996
Jr	13:33.97	M. Keflezighi	1997
Sr	13:26.85	M. Keflezighi	1998

10,000 Meters

Fr	28.47.7	Jon Butler	1982
So	29:44.23	Creighton Harris	1992
Jr	28:26.55	M. Keflezighi	1997
Sr	28:16.79	M. Keflezighi	1998

110-Meter High Hurdles

Fr	13.63	Greg Foster	1977
So	13.22	Greg Foster	1978
Jr	13.24 +	Greg Foster	1979
Sr	13.27	Greg Foster	1980

400m Intermediate Hurdles

Fr	48.62	Brandon Johnson	2004
So	48.59	Brandon Johnson	2005
Jr	48.15	Kevin Young	1987
Sr	47.72	Kevin Young	1988

High Jump

Fr	7-3	Dwight Stones	1972
		Lee Balkin	1980
So	7-4 1/4	Lee Balkin	1981
Jr	7-7 1/4	Del Davis	1982
Sr	7-5 1/4	Lee Balkin	1984

Pole Vault

Fr	18-0 1/2	Scott Slover	1995
So	18-2 1/2	Yoo Kim	2003
Jr	18-7 1/4	Scott Slover	1997
Sr	18-8 3/4	Mike Tully	1978

Long Jump

Fr	26-7 1/2	Jerry Herndon	1974
So	26-3	Juaune Armon	2002
Jr	27-0 1/2	James McAlister	1973
Sr	26-5	Mike Powell	1986

Triple Jump

Fr	55-1	Willie Banks	1975
So	54-8	Willie Banks	1976
Jr	55-4 1/2	Willie Banks	1977
Sr	55-11 1/4	Willie Banks	1978

Shot Put

Fr	64-6 3/4	John Godina	1992
So	65-8 3/4	John Godina	1993
Jr	68-3	John Brenner	1983
Sr	72-2 1/4	John Godina	1995

Discus Throw

Fr	201-10	John Godina	1992
So	198-5	John Godina	1993
Jr	208-11	Greg Garza	2007
Sr	213-0	John Godina	1995

Hammer Throw

Fr	219-1	Boldizsar Kocsor	2006
So	217-2	Boldizsar Kocsor	2007
Jr	229-5	Boldizsar Kocsor	2008
Sr	224-8	David Wilson	1989

Javelin Throw (new)

Fr	229-5	Josh Johnson	1995
So	243-11	Greg Johnson	1993
Jr	242-1	Greg Johnson	1994
Sr	259-10	Erik Smith	1993

Decathlon

Fr	7986	C.K. Yang	1960
So	7756	Jim Connolly	1984
Jr	7893	Mark Anderson	1980
Sr	8171	Mark Anderson	1981

Marathon

Fr	2:20.31	Jerry Marsh	1983
So	2:21.33	Jerry Marsh	1984
Jr	2:16.23	Steve Ortiz	1980
Sr	2:13.21	Steve Ortiz	1981

Boldizsar Kocsor broke the school record, as well as the freshman, sophomore and junior class records in the hammer during his career at UCLA.

Outdoor

Event	Mark	Name	Date, Place (Meet)
100m	9.90	Ato Boldon	7/27/96, 1996 Olympics
200m	19.80	Ato Boldon	8/1/96, 1996 Olympics
400m	43.87	Steve Lewis	9/28/88, 1988 Olympics
440y	44.5	John Smith	6/26/71, Eugene, OR (AAU)
800m	1:45.70	Cory Primm	6/10/10 , Eugene, OR (NCAA)
1500m	3:35.26	Jon Rankin	7/26/05, Stockholm, Sweden
Mile	3:55.63	Jon Rankin	8/17/05, Malmo, Sweden
Steeplechase	8:29.24	Dave Daniels	6/19/82, Knoxville, TN (TAC)
2-Mile	8:24.6	Steve Ortiz	6/12/82, Edwards Stadium (Kinney)
5000m	13:26.85	Mebrahtom Keflezighi	8/1/98, Hechtel, Belgium
10,000m	28:16.79	Mebrahtom Keflezighi	3/28/98, Stanford Invitational
Marathon	2:13.21	Steve Ortiz	9/13/81, Eugene, OR (Nike Marathon)
110m Hurdles	13.22	Greg Foster	6/02/78, Eugene, OR (NCAA)
400m Hurdles	47.72	Kevin Young	7/17/88, Indianapolis, IN (Olympic Trials)
High Jump	7-7 1/4	Del Davis	6/4/82 Provo, UT (NCAA)
Pole Vault	18-8 3/4	Mike Tully	5/19/78, Corvallis, OR (Pac-8)
Long Jump	27-0 1/2	James McAlister	5/05/73, Drake Stadium (USC-UCLA)
Triple Jump	55-11 1/4	Willie Banks	5/07/78, Drake Stadium (Pepsi)
Shot Put	72-2 1/2	John Godina	6/3/95, Knoxville, TN (NCAA)
Discus	213-0	John Godina	5/27/95, Salinas, CA
Hammer	224-8	David Wilson	5/20/89, Palo Alto, CA (Pac-10)
Javelin (new)	259-10	Erik Smith	6/4/93, New Orleans (NCAA)
Weight Pentathlon	5024 (World Best)	John Brenner	2/12/84, Northridge, CA (Wt. Pent.)
Decathlon	8171	Mark Anderson	6/2-3/81, Baton Rouge, LA (NCAA)
4x100m Relay	38.59	Mike Marsh, Danny Everett, Steve Lewis, Henry Thomas	5/22/88, Drake Stadium (Pac-10)
4x220y Relay	1:23.3	Bob Frey (20.6), Don Domansky (21.2), Ron Copeland (21.2), Tom Jones (20.3)	5/14/66, Fresno, CA (West Coast Relays)
4x400m Relay	2:59.91	Steve Lewis (45.1), Kevin Young (44.3), Danny Everett (45.4), Henry Thomas (45.1)	6/4/88, Eugene, OR (NCAA)
4x880y Relay	7:20.8	Kurt Klein (1:53.0), Dennis Breckow (1:48.3), Arnd Kruger (1:50.1), Bob Day (1:49.4)	5/14/65, L.A., CA (Coliseum Relays)
Spring Medley Relay (y)	3:19.0	Gene Gall (47.0), Bob Frey (20.5), Tom Jones (21.0), Dennis Breckow (1:49.4	4/30/66, Walnut, CA (Mt. SAC Relays)
Distance Medley Relay (y)	9:33.9	D. Breckow (1:49.5), Bob Frey (47.8), Arnd Kruger (2:58.2), Bob Day (3:58.4)	5/8/65, Fresno, CA (West Coast Relays)

Indoor (NCAA Events Only)

Event	Mark	Name	Year
60y	6.19	Tony Miller	1992
400m	45.86	Steve Lewis	1989
800m	1:46.48	Jess Strutzel	1999
Mile	4:00.38	Ben Aragon	2003
3,000m	7:55.60	Austin Ramos	2008
2-mile	8:33.0	Bob Day	1966
5,000m	13:52.72	Mebrahtom Keflezighi	1997
60y Hurdles	6.95	Greg Foster	1979
60m Hurdles	7.73	Kevin Craddock	2007
4x400m Relay	3:06.48	Everhart, Wells, Rhoades, Johnson	2006
Distance Medley	9:31.07	Crawford, Powell, Primm, Patterson	2010
Long Jump	26-3 3/4	Mike Powell	1986
High Jump	7-2 1/2	Rich Pitchford	1997
Pole Vault	18-5 1/4	Mike Tully	1978
Triple Jump	54-6 1/2	Willie Banks	1977
Shot Put	67-4 1/2	John Godina	1995
35lb Weight	71-2.50	Dan Ames	2003

Drake Stadium, one of the finest track and field facilities in the world, is now in its 41st season as the on-campus home of the Bruin men's and women's track and field teams.

The stadium took on a new look almost nine years ago (August-December 1999) when it was transformed into a state-of-the-art soccer/track and field facility, adding the Frank W. Marshall Field at Drake Stadium. The stadium provides seating for 11,700 spectators. The cost of the project was $1.5 million and was made possible by a lead gift from Frank Marshall and Kathleen Kennedy. All the money was raised from private funds; no state money was utilized.

The track in the facility has been converted from a conventional American 400-yard eight-lane oval with a 106-degree radius turn to a new European 400-meter nine-lane (48" width lane) with a 136 degree radius on the turn. The surface is tartan provided by Martin Surfacing. There is 13mm of surface material on top of an asphalt base. A track/field drainage system is flush mounted to the inside of lane one. Also on the inside of lane one is an electrical/timing chase that will house the Lynx timing system for the track.

Other track and field enhancements include: the steeplechase pit has been moved "inboard" of the track on the north turn; the field events include shot, discus and hammer rings at both the north and south ends of the infield and a javelin runway is also located on both ends to accommodate for the prevailing winds for all these events. A new top of the line hammer and discus cage was erected in the Spring of 2007. In addition, the high jump area has been moved to the south end of the track stadium on its own tartan surface. The north end of the facility has practice pits for the shot, hammer and discus. The stadium has four long/triple jump pits, featuring 38-foot-long sand-filled pits. There are two practice pole vault pits and one infield runway that can accomodate the pit on either the north or south end to take advantage of the wind.

Thanks to the change in the configuration of the track, the grass infield is now wide enough to house a regulation 75-yard by 120-yard soccer field, the Frank W. Marshall Field.

Another enhancement for Frank W. Marshall Field at Drake Stadium is a scoreboard which measures 25-feet high by 29-feet wide and costs $180,000. The board was a gift of Kay and Paul Seider. It is a matrix board, allowing for scoring and statistics to be presented for track and field, soccer and football. The system can be connected to the Lynx timing system, which will give instant time and place formation for race finishes. The board will always keep the time of day and has the capability of measuring and displaying temperature and wind direction/speed for track meets.

Since its inaugural meet on Feb. 22, 1969, the stadium has been the site of numerous championship meets, including the National AAU in 1976-77-78, the Pacific-8 Championships in 1970 and 1977 and the California CIF High School meet in 1969-71-77. In 1988, Drake Stadium hosted the Pacific-10 Track and Field Championships, and in 1994, the facility hosted the first-ever California-Nevada Championships. Drake Stadium again hosted the Pacific-10 Track and Field Championships in 1996 and 2005. The stadium also has been the home for UCLA women's track teams since 1975. It was the site of the National Collegiate T&F Championships (the AIAW) in 1977. It also is used each year for special campus events, such as the annual UCLA Commencement Exercises in June.

In 1973, it was officially named Drake Stadium in honor of a legend at UCLA, Elvin C. "Ducky" Drake, who had been associated with his alma mater as a student-athlete, track coach and athletic trainer for over 60 years. Drake died in Los Angeles of a heart attack on Dec. 23, 1988. He was 85.

Drake Stadium Records

Event	Mark	Name (Affiliation)	Date (Meet)
100m	10.02	James Sanford (USC)	5/11/80 (Pepsi)
200m	**20.00**	**Ato Boldon (UCLA)**	**5/19/96 (Pac-10)**
400m	44.32	Gabriel Tiacoh (WSU)	5/17/86 (Pepsi)
800m	1:43.9	Rick Wohlhuter (UCTC)	6/22/74 (AAU)
1500m	3:37.29	Steve Scott (UCI)	6/11/77 (AAU)
Mile	3:53.1	Steve Scott (Sub 4 TC)	5/11/80 (Pepsi)
3000m	7:43.04	Henry Rono (WSU)	5/07/78 (Pepsi)
Steeple	8:21.59	James Munyala (PPC)	6/11/77 (AAU)
2-Mile	8:26.99	Rudy Chapa (Ore TC)	5/11/80 (Pepsi)
5000m	13.31.2	Dick Buerkle (NYAC)	6/11/76 (AAU)
10,000m	28:13.2	Samson Komobwa (WSU)	5/13/77 (Pac-8)
110mHH	13.00	Renaldo Nehemiah (Md)	5/06/79 (Pepsi)
400mIH	47.45	Edwin Moses (Morehouse)	6/11/77 (AAU)
5000mW	21:09.4	Ron Laird (NYAC)	6/11/76 (AAU)
4x100m	38.17	HSI (Jon Drummond, Ato Boldon, Bryan Howard, Maurice Greene)	4/1/2000(UCLA-IA-WY-CSN)
4x400m	3:02.74	TCU (Gerald Alexander, 47.5; Keith Burnett, 45.8; Michael Cannon, 44.7; Tony Allen, 48.8)	4/19/86 (Hou-TCU-UCLA)
High Jump	7-8.50	Javier Sotomayor (Cuba)	8/6/89 (Jack-in-the-Box)
Pole Vault	18-11	Mike Tulley (NYAC)	5/20/84 (SPTA)
		Thierry Vigneron (France)	5/22/83 (SPTA)
Long Jump	28-7	Carl Lewis (SMTC)	5/13/84 (Pepsi)
Triple Jump	56-11.50	Willie Banks (Athletics West)	5/16/82 (Pepsi)
Shot Put	75-10.75	Randy Barnes (Mazda TC)	5/16/90 (Jack-in-the-Box)
Discus	230-0	Mac Wilkins (Pac Cst Club)	6/11/76 (AAU)
Hammer	226-6	Steve DeAutremont (Striders)	6/22/74 (AAU)
Javelin (new)	271-9	Patrick Boden (Texas)	3/17/90 (UCLA-TX-Fresno St.)
Javelin (old)	327-2	Tom Petranoff (Striders)	5/15/83 (Pepsi)
Decathlong	8417	Bill Toomey (unat)	12/10-11/69
Attendance	15,514	USC-UCLA dual	4/30/77



Former Bruin Ato Boldon still holds the Drake Stadium Record in the 200m (20.00), which he set at the Pac-10 Championships May 19, 1986.

UCLA's Drake Stadium Dual Meet Records

Year	Record	Pct
1969	5-2	.714
1970	6-0	1.000
1971	9-1*	.900
1972	5-0	1.000
1973	6-0	1.000
1974	7-0	1.000
1975	7-0	1.000
1976	6-1*	.857
1977	4-1	.800
1978	4-0	1.000
1979	4-1**	.800
1980	6-0	1.000
1981	6-0	1.000
1982	8-0	1.000
1983	8-0**	1.000
1984	8-1†	.889
1985	7-0	1.000
1986	8-0	1.000
1987	8-0	1.000
1988	6-0	1.000
1989	4-0-1†	.900
1990	4-0	1.000
1991	3-1#	.750
1992	3-0	1.000
1993	7-0	1.000
1994	7-0	1.000
1995	5-0	1.000
1996	10-0	1.000
1997	6-0	1.000
1998	10-0	1.000
1999	2-1#	.667
2000	3-2	.600
2001	2-0	1.000
2002	5-0	1.000
2003	3-0	1.000
2004	4-0	1.000
2006	1-0	1.000
2008	1-0	1.000
2010	0-1	0.000
Totals	**208-13-1**	**.937**

*won 31 straight over five seasons (5-6-7-7-6).
**won 32 straight over six seasons (2-6-6-8-8-2).
†won 39 straight over six seasons (6-7-8-8-6-3); 77-77 tie vs. LSU (4/15/89) snapped winning streak.
#UCLA lost to Texas, 83-71, to open home dual season (3/16/91) and lost the home dual opener to Florida, 101-99 on 4/3/99. Between those two home losses at Drake, the Bruins won 51 straight home meets.

Bruin World Record Holders

Event	Mark	Athlete (Affiliation)	Date, Site (Meet)
200m*	19.73	Mike Marsh (SMTC)	8/5/92, Barcelona, Spain (Olympics)
300m	31.48	Danny Everett (SMTC)	9/3/90, Jerez de la Frontera, Spain
400m (indoor)	45.02	Danny Everett (SMTC)	2/2/92, Stuttgart, Germany
440y	44.5	John Smith	6/26/71, Eugene, OR (AAU)
400m Hurdles	46.78	Kevin Young	8/6/92, Barcelona, Spain (Olympics)
4x100m	37.40	Mike Marsh, Leroy Burrell, Dennis Mitchell, Carl Lewis	8/8/92, Barcelona, Spain (Olympics)
4x110y	39.6	Bernard Okoye, Don Domansky, Ron Copeland, Harold Busby	5/6/67, L. A., CA (USC-UCLA)
4x200m	1:18.68	Mike Marsh, Leroy Burrell, Floyd Heard, Carl Lewis (SMTC)	4/17/94,Walnut, CA(Mt. SAC Relays)
4x200m	1:19.11	Mike Marsh, Leroy Burrell, Floyd Heard, Carl Lewis (SMTC)	4/25/92, Philadelphia, PA
4x400m	2:55.74	Andrew Valmon, Quincy Watts, Michael Johnson, Steve Lewis	8/8/92, Barcelona, Spain (Olympics)
4x400m	2:56.16	Danny Everett, Steve Lewis, Kevin Robinzine, Butch Reynolds	10/1/88, Seoul, S. Korea (Olympics)
4x400m	2:59.6	Bob Frey, Lee Evans, Tommie Smith, Theron Lewis	7/24/66, (U.S. - Brit. Comwlth)
2-Mile	7:35.8	Bob Young	1936, London England (Olympics)
High Jump	7-6 1/2	Dwight Stones	6/5/76, Munich, W.G. (U.S.-W.G.)
	7-7	Dwight Stones	6/5/76, Philadelphia, PA (NCAA)
	7-7 1/4	Dwight Stones	8/4/76, Philadelphia, PA (DreamMile)
Pole Vault	16-3.25	C.K. Yang	
Long Jump	29-4 1/2	Mike Powell	8/30/91, Tokyo, Japan (World Champs)
Triple Jump	58-11 1/2	Willie Banks	6/16/85, Indianapolis, IN
Decathlon	7985 †	Rafer Johnson (7758)	6/10-11/55, Kingsburg, CA (Invitational)
	8302 †	Rafer Johnson (7896)	Moscow, USSR (US-USSR)
	8683 †	Rafer Johnson (8063)	7/08-09/60, Eugene, OR (AAU)
	9121 †	C.K. Yang (8089)	4/27-28/63, Walnut, CA (Mt. SAC Relays)
	8230	Russ Hodge	7/23-24/66, Los Angeles, CA (US-Brit. Commonwealth Games)

†on current tables.

Current World Records

Event	Mark	Athlete (Affiliation)	Date, Site
100m	9.58	Usain Bolt (Jamaica)	8/16/09, Berlin
200m	19.19	Usain Bolt (Jamaica)	8/20/09, Berlin
400m	43.18	Michael Johnson (USA)	8/26/99, Seville
800m	1:41.01	David Lekuta Rudisha (Kenya)	8/29/10, Reiti
1500m	3:26.00	Hicham El Guerrouj (Morocco)	7/14/98, Rome
Mile	3:43.13	Hicham El Guerrouj (Morocco)	7/7/99, Rome
3000m	7:20.67	Daniel Komen (Kenya)	9/1/96, Rieti
Steeplechase	7:53.63	Saif Saaeed Shaheen (Qatar)	9/3/04, Brussels
5000m	12:37.35	Kenenisa Bekele (Ethiopia)	5/31/04, Hengelo
10,000m	26:17.53	Kenenisa Bekele (Ethiopia)	8/26/05, Brussels
Marathon	2:03.59	Haile Gebrselassie (Ethiopia)	9/28/08, Berlin
110m Hurdles	12.87	Dayron Robles (Cuba)	6/12/08, Ostrava
400m Hurdles	**46.78**	**Kevin Young (USA)**	**8/6/92, Barcelona**
4x100m	37.10	Jamaica (Carter, Frater, Bolt, Powell)	8/22/08, Beijing
4x400m	2:54.26	USA (Valmon, Watts, Reynolds, Johnson)	8/22/93, Stuttgart
High Jump	8-0 1/2 (2.45m)	Javier Sotomayor (Cuba)	7/27/93, Salamanca
Pole Vault	20-1 3/4 (6.14m)	Sergey Bubka (Ukraine)	7/31/94, Sestriere
Long Jump	**29-4 1/2 (8.95m)**	**Mike Powell (USA)**	**8/30/91, Tokyo**
Triple Jump	60-0 1/4 (18.29m)	Jonathan Edwards (Great Britain)	8/7/95, Goteborg
Shot Put	75-10 1/4 (23.12m)	Randy Barnes (USA)	5/20/90, Westwood
Discus	243-0 (74.08m)	Jurgen Schult (GDR)	6/6/86, Neubrandenburg
Hammer	284-7 (86.74m)	Yuriy Syedikh (USSR)	8/30/86, Stuttgart
Javelin	323-1 (98.48m)	Jan Zelezny (Czech Republic)	5/25/96, Jena
Decathlon	9,026 points	Roman Sebrle (Czech Republic)	5/26-27/01, Gotzis

Bold indicates UCLA athletes

Collegiate Records

Event	Mark	Athlete (Affiliation)	Date, Site
100m	**9.90**	**Ato Boldon (UCLA)**	**7/27/96**
200m	19.69	Walter Dix (Florida State)	5/26/07
400m	43.50	Quincy Watts (USC)	8/5/92, Barcelona
800m	1:41.77	Joaquim Cruz (Oregon/Brazil)	8/26/84, Cologne
1500m	3:30.56	Bernard Lagat (Washington St./Kenya)	8/11/99, Zurich
Mile	3:50.34	Todd Harbour (Baylor)	7/11/81, Oslo
3000m	7:32.1	Henry Rono (Washington St./Kenya)	6/27/78, Oslo
Steeplechase	8:05.4	Henry Rono (Washington St./Kenya)	5/13/78, Seattle
5000m	13:08.4	Henry Rono (Washington St./Kenya)	4/8/78, Berkeley
10,000m	27:08.49	Sam Chelanga (Liberty)	5/1/10
110m Hurdles	13.00	Renaldo Nehemiah (Maryland)	5/6/79, Westwood
400m Hurdles	47.10	Samuel Matete (Auburn/Zambia)	8/7/91, Zurich
4x100m	38.04	TCU (Howard, Holloway, Williams, Spencer)	6/5/98, Amherst
4x400m	2:59.59	LSU (Dardar, Willie, Brazell, Carter)	6/11/05, Sacramento
High Jump	7-10 (2.39m)	Hollis Conway (Southwestern Louisiana)	7/30/89, Norman
Pole Vault	19-7 1/2 (5.98m)	Lawrence Johnson (Tennessee)	5/25/96, Knoxville
Long Jump	28-8 1/4 (8.74m)	Erick Walder (Arkansas)	4/2/94, El Paso
Triple Jump	58-1 1/4 (17.71m)	Mike Conley (Arkansas)	6/16/85, Indianapolis
	58-9 1/2 (17.92m)	James Beckford (Blinn CC)##	5/20/85
Shot Put	**72-2 1/4 (22.00m)**	**John Godina (UCLA)**	**6/3/95, Knoxville**
Discus	222-0 (67.66m)	Hannes Hopley (SMU/South Africa)	5/29/04, College Station
Hammer	270-10 (82.56m)	Balasz Kiss (USC/Hungary)	8/23/95, Veszprem
Javelin	292-4 (89.10m)	Patrik Boden (Texas/Sweden)	3/24/90, Austin
Decathlon	8,465 points	Trey Hardee (Texas)	4/5-6/06, Austin

**All times and marks are based on the extended college season, which ends September 1st of each year.
Bold indicates UCLA athletes
##Although a junior college competitor, James Beckford's triple jump mark is considered a collegiate record

American Records

Event	Mark	Athlete (Affiliation)	Date, Site
100m	9.69	Tyson Gay (adidas)	9/20/09, Shanghai
200m	19.32	Michael Johnson (Nike)	8/1/96, Atlanta
400m	43.18	Michael Johnson (Nike)	8/26/99, Seville
800m	1:42.60	Johnny Gray (SMTC)	8/28/85, Koblenz
1500m	3:29.30	Bernard Lagat (Nike)	8/28/05, Rieti
Mile	3:46.91	Alan Webb (Nike)	7/21/07, Brasschaa
3000m	7:30.84	Bob Kennedy (Nike)	8/8/98, Monaco
Steeplechase	8:08.82	Daniel Lincoln (Nike)	7/14/06, Rome
5000m	12:56.27	Dathan Ritzenheim (Nike)	8/28/09, Zurich
10,000m	**27:13.98**	**Mebrahtom Keflezighi**	**5/4/01, Stanford**
Marathon	2:05.38	Khalid Khannouchi (new Balance)	4/14/02, London
110m Hurdles	12.90	Dominique Arnold (Nike)	7/11/06, Lausanne
		David Oliver	7/3/10, Eugene
400m Hurdles	**46.78**	**Kevin Young (FootLocker)**	**8/6/92, Barcelona**
4x100m	**37.40**	USA (Marsh, Burrell, Mitchell, **Lewis**)	8/8/92, Barcelona
		USA (Drummond, Cason, Mitchell, Burrell)	8/21/93, Stuttgart
4x400m	**2:54.29**	USA (Valmon, Watts, Reynolds, Johnson)	7/22/93, Stuttgart
High Jump	7-10 1/2 (2.40m)	Charles Austin (Unat)	8/7/91, Zurich
Pole Vault	19-9 3/4 (6.04m)	Brad Walker (Nike)	6/8/08, Eugene
Long Jump	**29-4 1/2 (8.95m)**	**Mike Powell (FootLocker)**	**8/30/91, Tokyo**
Triple Jump	59-4 1/4 (18.09m)	Kenny Harrison (Nike)	7/27/96, Atlanta
Shot Put	75-10 1/4 (23.12m)	Randy Barnes (Mazda)	5/20/90, Westwood
Discus	237-4 (72.34)	Ben Plucknett (SC Striders)	7/7/81, Stockholm
Hammer	270-9 (82.52m)	Lance Deal (New York AC)	9/7/96, Miland
Javelin	299-6 (91.29m)	Breaux Greer (adidas)	6/21/07, Indianapolis
Decathlon	8,891 points	Dan O'Brien (Reebok)	9/4-5/92, Talence

Bold indicates UCLA athletes
##-Mark pending approval